



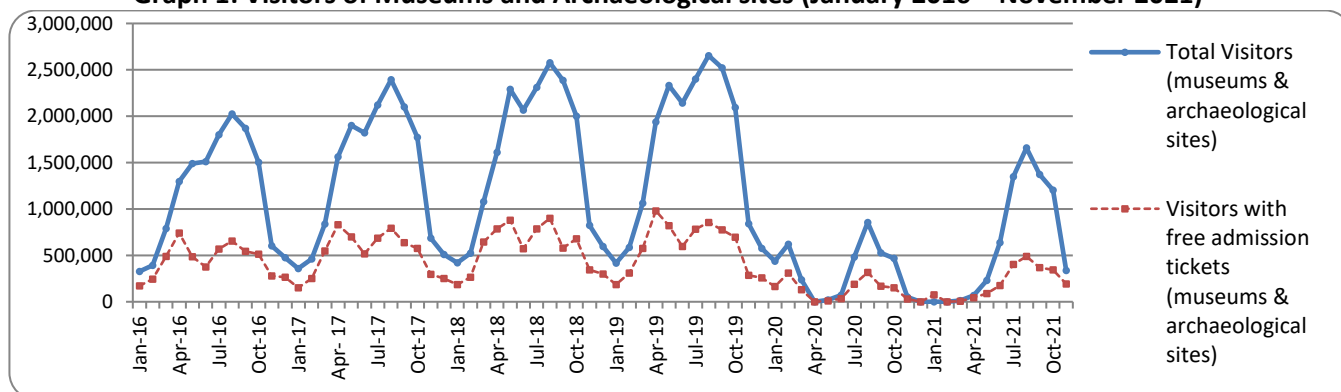
PRESS RELEASE

SURVEY ON MUSEUMS AND ARCHAEOLOGICAL SITES ATTENDANCE NOVEMBER 2021

The Hellenic Statistical Authority (ELSTAT) announces the results of the *Survey on Museums and Archaeological Sites Attendance* for November 2021. More specifically:

- During November 2021, compared with the corresponding period of November 2020, Museums recorded an 1596.5% increase in the number of visitors and an 1200.4% increase in the number of free admission visitors as well as a 2188.4% increase in their receipts, given the fact that in the framework of the preventative measures against the Covid-19 pandemic, the operation of the museums was gradually suspended from November 1st 2020, but they operated fully during November 2021 (Table 1).
- In November 2021 compared with the corresponding month of 2020, the number of visitors at Archaeological sites recorded an increase of 757.9%, while an increase of 352.4% was observed in the number of free admission visitors and an increase of 1911.2% was observed in the corresponding receipts, given the fact that during November 2020 they operated for six (6) calendar days due to the suspension of operation from November 7th 2020, in the framework of the preventative measures against the Covid-19 pandemic, but operated fully during the corresponding month of 2021 (Table 1).
- During the eleventh month period from January to November 2021, compared to the corresponding period of 2020, an increase of 73.6% was observed in the number of visitors of Museums and an increase of 38.7% was recorded in the number of free admission visitors, while an 148.2% increase was observed in the relevant receipts, given the suspension of operation of Museums, from March 14th until June 16th 2020 and again gradually from November 1st 2020 until May 13th 2021, in the framework of the preventative measures against the Covid-19 pandemic (Table 2).
- As regards Archaeological sites, during the eleventh month period from January to November 2021, compared to the corresponding period of 2020, an increase of 91.9% was recorded in the number of visitors, while an increase of 41.3% was observed in the number of free admission visitors and an increase of 154.2% was observed in the relevant receipts, given the suspension of operation of Archaeological sites from March 14th until May 17th 2020 and from November 7th 2020 until March 21st 2021 in the framework of the preventative measures against the Covid-19 pandemic (Table 2).

Graph 1: Visitors of Museums and Archaeological sites (January 2016 – November 2021)



Information on methodological issues:

Sectoral Statistics Division
Tourism and Cultural Statistics Section
Head of the Section: Asimina Katri
Tel: +30 213 135 2168
e-mail: a.katri@statistics.gr

Information for data provision:

Tel. +30 213 135 2022, 2308, 2310
e-mail: data.dissem@statistics.gr

**TABLE 1: VISITORS OF MUSEUMS AND ARCHAEOLOGICAL SITES - TOTAL RECEIPTS
(NOVEMBER 2020 & NOVEMBER 2021)**

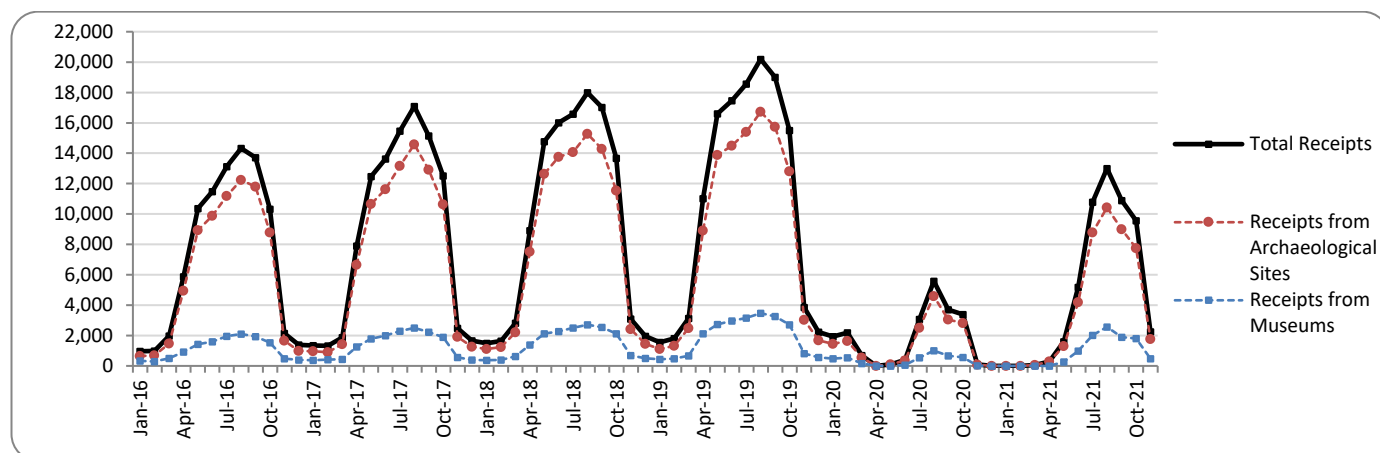
I. NUMBER OF VISITORS			
Museums and Archaeological sites	2020 ⁽²⁾	2021 ⁽²⁾	Change 2021/2020
Total number of visitors (A+B)	49,239	506,898	929.5%
A. Museums (C+E)	10,072	170,870	1596.5%
Acropolis Museum	2,582	54,216	1999.8%
National Archaeological	851	19,825	2229.6%
Ancient Olympia	541	2,522	366.2%
Palace of the Grand Master (Rhodes)	838	6,157	634.7%
Herakleion Archaeological (Crete)	885	6,433	626.9%
White Tower	0	8,332	-
Delphi	572	5,649	887.6%
Other museums	3,803	67,736	1681.1%
B. Archaeological Sites (D+F)	39,167	336,028	757.9%
Epidavros ⁽¹⁾	1,107	11,277	918.7%
The Acropolis of Mycenae & Atreus' Treasure	1,125	12,671	1026.3%
The Acropolis of Athens	11,941	118,875	895.5%
Sounio	1,723	15,768	815.1%
The Acropolis of Lindos	1,456	6,532	348.6%
Royal Tombs of Vergina	305	4,232	1287.5%
Ancient Olympia	970	8,635	790.2%
Knossos (Crete)	2,328	16,201	595.9%
Phaistos (Crete)	245	1,789	630.2%
Ancient Korinthos ⁽¹⁾	652	5,324	716.6%
Mystras ⁽¹⁾	977	3,201	227.6%
Delphi	1,404	13,014	826.9%
Other archaeological sites	14,934	118,509	693.6%
II. VISITORS WHO PAID TICKET			
	2020 ⁽²⁾	2021 ⁽²⁾	Change 2021/2020
Total number of visitors who paid ticket (C+D)	17,933	315,931	1661.7%
C. Museums	4,253	95,199	2138.4%
D. Archaeological sites	13,680	220,732	1513.5%
III. VISITORS WITH FREE ADMISSION TICKETS			
	2020 ⁽²⁾	2021 ⁽²⁾	Change 2021/2020
Total number of visitors with free admission ticket (E+F)	31,306	190,967	510.0%
E. Museums	5,819	75,671	1200.4%
F. Archaeological sites	25,487	115,296	352.4%
IV. RECEIPTS (euros)			
	2020 ⁽²⁾	2021 ⁽²⁾	Change 2021/2020
Total Receipts (G+H)	108,822	2,247,452	1965.3%
G. Museums	21,233	485,892	2188.4%
H. Archaeological sites	87,589	1,761,560	1911.2%

⁽¹⁾ Flat rate ticket, valid both for the museum and the archaeological site.

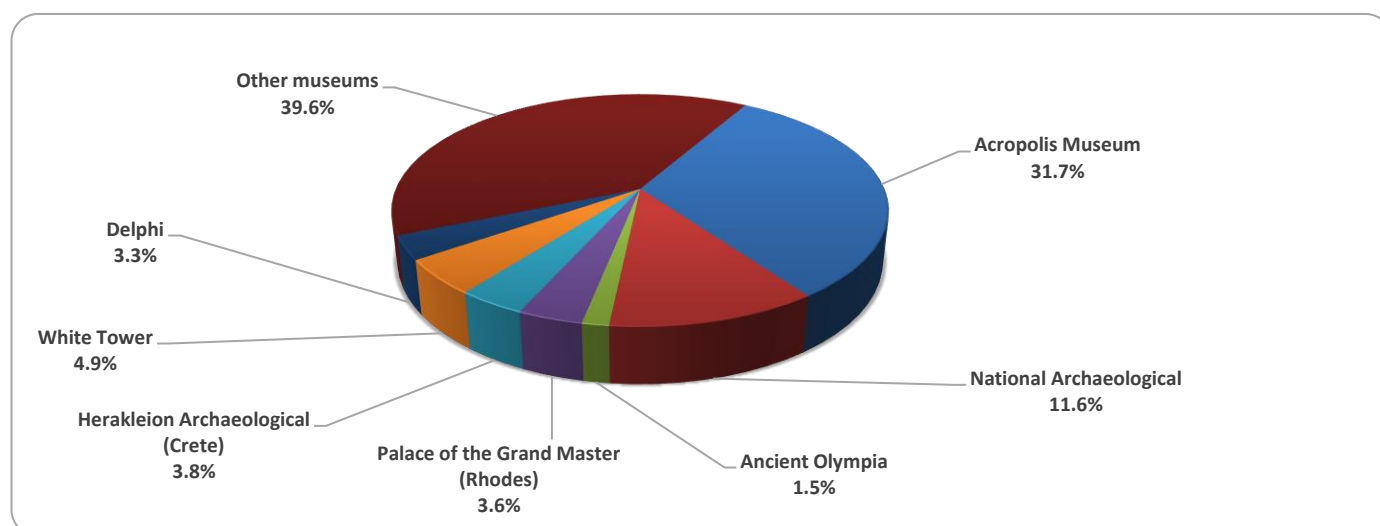
⁽²⁾ The operation of Museums was suspended from March 14th until June 16th 2020 and again gradually from November 1st 2020 until May 13th 2021. The operation of Archaeological Sites was suspended from March 14th until May 17th 2020 and from November 7th 2020 until March 21st 2021, in the framework of the preventative measures against the Covid-19 pandemic.

The following graphs depict the evolution of the receipts of Museums and Archaeological Sites (Graph 2), as well as the number of visitors by Archaeological Sites (Graph 3).

Graph 2: Receipts from Museums and Archaeological Sites (January 2016 – November 2021)
(in thousand euro)



Graph 3: Percentage distribution of visitors by Museum, November 2021



Graph 4: Percentage distribution of visitors by Archaeological site, November 2021

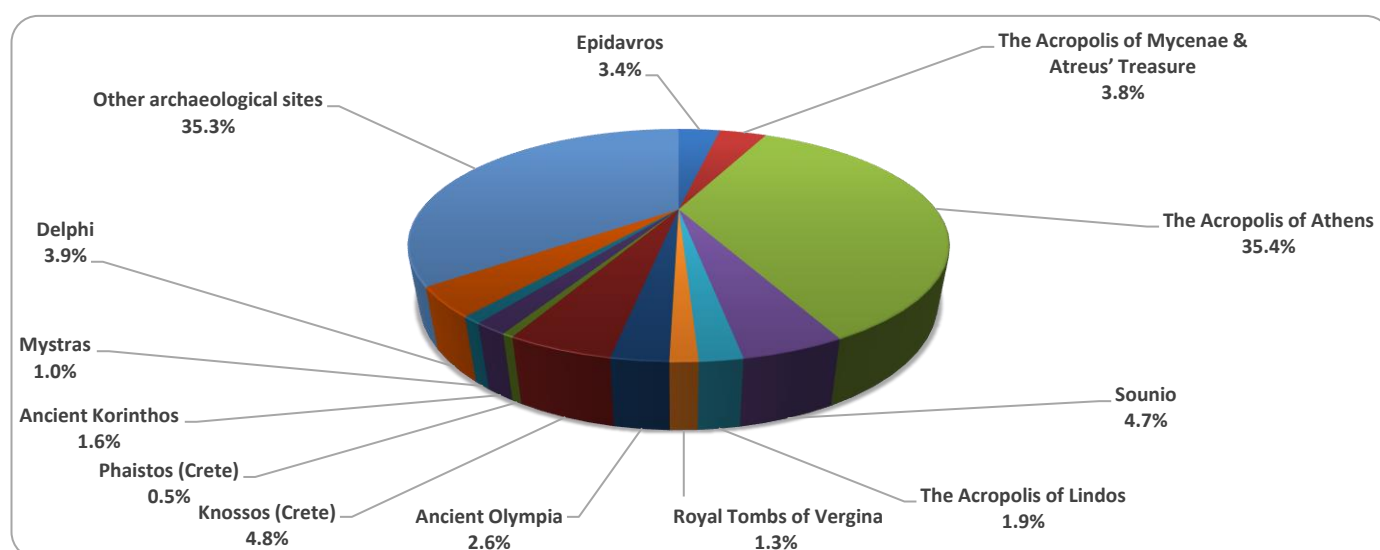


TABLE 2: VISITORS OF MUSEUMS AND ARCHAEOLOGICAL SITES - TOTAL RECEIPTS
(2019, 2020, JANUARY- NOVEMBER 2020, 2021)

I. VISITORS					
Museums and Archaeological sites	2019	2020 ⁽²⁾	JANUARY-NOVEMBER		change
			2020 ⁽²⁾	2021 ⁽²⁾	2021/2020
Total number of visitors (A+B)	19,559,278	3,772,828	3,772,828	7,038,526	86.6%
A. Museums (C+E)	5,895,927	1,100,904	1,100,904	1,910,685	73.6%
Acropolis Museum	1,755,435	325,969	325,969	510,707	56.7%
National Archaeological	608,876	98,175	98,175	174,376	77.6%
Ancient Olympia	159,348	21,956	21,956	32,579	48.4%
Palace of the Grand Master (Rhodes)	263,958	54,572	54,572	140,799	158.0%
Herakleion Archaeological (Crete)	660,533	63,027	63,027	125,011	98.3%
White Tower	251,760	62,007	62,007	71,491	15.3%
Delphi	275,993	41,984	41,984	52,991	26.2%
Other museums	1,920,024	433,214	433,214	802,731	85.3%
B. Archaeological Sites (D+F)	13,663,351	2,671,924	2,671,924	5,127,841	91.9%
Epidavros ⁽¹⁾	535,751	103,532	103,532	175,894	69.9%
The Acropolis of Mycenae & Atreus' Treasure	502,619	78,839	78,839	150,177	90.5%
The Acropolis of Athens	3,593,586	620,132	620,132	1,146,673	84.9%
Sounio	337,544	100,319	100,319	162,722	62.2%
The Acropolis of Lindos	525,757	156,462	156,462	348,564	122.8%
Royal Tombs of Vergina	223,151	37,586	37,586	52,716	40.3%
Ancient Olympia	457,710	64,759	64,759	140,648	117.2%
Knossos (Crete)	949,192	175,927	175,927	441,466	150.9%
Phaistos (Crete)	121,796	31,885	31,885	48,189	51.1%
Ancient Korinthos ⁽¹⁾	214,023	31,981	31,981	56,637	77.1%
Mystras ⁽¹⁾	147,713	36,352	36,352	75,699	108.2%
Delphi	405,348	75,983	75,983	138,143	81.8%
Other archaeological sites	5,649,161	1,158,167	1,158,167	2,190,313	89.1%
II. VISITORS WHO PAID TICKET					
	2019	2020 ⁽²⁾	JANUARY-NOVEMBER		change
			2020 ⁽²⁾	2021 ⁽²⁾	2021/2020
Total number of visitors who paid ticket (C+D)	12,434,987	2,268,397	2,268,397	4,926,061	117.2%
C. Museums	3,345,997	605,426	605,426	1,223,594	102.1%
D. Archaeological sites	9,088,990	1,662,971	1,662,971	3,702,467	122.6%
III. VISITORS WITH FREE ADMISSION TICKETS					
	2019	2020 ⁽²⁾	JANUARY-NOVEMBER		change
			2020 ⁽²⁾	2021 ⁽²⁾	2021/2020
Total number of visitors with free admission ticket (E+F)	7,124,291	1,504,431	1,504,431	2,112,465	40.4%
E. Museums	2,549,930	495,478	495,478	687,091	38.7%
F. Archaeological sites	4,574,361	1,008,953	1,008,953	1,425,374	41.3%
IV. RECEIPTS (euros)					
	2019	2020 ⁽²⁾	JANUARY-NOVEMBER		change
			2020 ⁽²⁾	2021 ⁽²⁾	2021/2020
Total Receipts (G+H)	130,938,846	21,176,036	21,176,036	53,592,583	153.1%
G. Museums ⁽³⁾	23,343,026	4,047,401	4,047,401	10,045,911	148.2%
H. Archaeological sites	107,595,820	17,128,635	17,128,635	43,546,672	154.2%

⁽¹⁾ Flat rate ticket, valid both for the museum and the archaeological site.

⁽²⁾ The operation of Museums was suspended from March 14th until June 16th 2020 and again gradually from November 1st 2020 until May 13th 2021. The operation of Archaeological Sites was suspended from March 14th until May 17th 2020 and from November 7th 2020 until March 21st 2021, in the framework of the preventative measures against the Covid-19 pandemic.

⁽³⁾ Revised data for 2020, due to transmission of additional data from administrative sources.

EXPLANATORY NOTES

Survey on Museums and Archaeological Sites Attendance	<p>The Survey on Museums and Archaeological Sites Attendance has been producing results since 1970. The survey collects data from the Hellenic Organization of Cultural Resources Development (HOCRED), supervised by the Ministry of Culture and Sports, on the number of visitors and the receipts from the tickets sold in the Museums and Archaeological sites of the country. The corresponding data for the Acropolis Museum is available from December 2009 onwards.</p>
Legal Framework	<p>The survey is conducted since 1970 on a regular basis and it produces results on a monthly and yearly basis, in compliance with the Joint Ministerial Decision 15189/B379/73.</p>
Reference Period	<p>1/11/2021 - 30/11/2021</p>
Methodology and Definitions	<p>The survey is conducted on a monthly basis from data mainly collected from the Hellenic Organization of Cultural Resources Development (HOCRED), supervised by the Ministry of Culture and Sports, on the number of visitors and the receipts from the tickets sold in the Museums and Archaeological sites of the Country. ELSTAT tabulates and presents the data for the whole of the Country, by month and by year.</p> <p>Number of flat rate tickets:</p> <p>From April 1999 onwards, in some museums and the nearby archaeological sites, in addition to the ordinary ticket, a new “flat rate ticket” was established, which is valid for both the museum and the nearby archaeological site. The total number of these flat rate tickets for November 2021 was 11,844</p>
References	<p>More information on the Survey on Museums and Archaeological Sites Attendance and detailed time series are available on: http://www.statistics.gr/en/statistics/-/publication/SCI21/-</p>