



## **PRESS RELEASE**

### **ISSUING OF MOTOR VEHICLE LICENSES: NOVEMBER 2020**

The Hellenic Statistical Authority announces that in November 2020, 13,516 road motor cars (both new and used from abroad) were put into circulation for the first time, recording a 12.5% decrease compared with the corresponding month of 2019 when the number of road motor cars was 15,439. In November 2019, a 12.5% increase had been observed in comparison with the corresponding month of 2018 (Table 1, Graphs 1,2,3,5). A total number of 8,431 new cars were put into circulation in November 2020 compared with 8,192 in November 2019, recording a 2.9% increase.

The new motorcycles over 50cc (both new and used from abroad) that were put into circulation for the first time in November 2020 amounted to 2,472, against 2,463 in 2019, thus recording a 0.4% increase. In November 2019, a 16.5% increase had been observed in comparison with the corresponding month of 2018 (Table 1, Graph 4). Out of the above motorcycles 2,217 were new, while the corresponding figure in November 2019 was 2,207, recording a 0.5% increase.

During the period January - November 2020, 153,110 road motor cars (both new and used from abroad) were put into circulation for the first time, representing a decrease of 24.9% compared to the corresponding period of 2019 when the number of road motor cars was 203,811. During the period January - November 2019 an increase of 12.2% had been observed in comparison with the corresponding period of 2018 (Table 3, Graphs 6,7). Out of the above number of road motor cars that were put into circulation, from January to November 2020, 80,754 were new, while the corresponding number during the respective period of 2019 was 115,392, recording a decrease of 30.0%.

During the period January - November 2020 the circulation of new motorcycles over 50cc (both new and used from abroad) amounted to 36,233 against 40,335 in 2019, thus representing a 10.2% decrease. An increase of 13.6% had been observed during the period January - November 2019 in comparison with the corresponding period of 2018 (Table 3, Graphs 6,7). A total number of 33,227 new motorcycles were put into circulation, from January to November 2020, compared with 36,797 during the corresponding period of 2019, recording a 9.7% decrease.

*Information on methodological issues:*

*Sectoral Statistics Division*

*Transport Statistics Section*

Pota Tzortzi, Konstantinos Menexes

Tel: +30 213 135 2187, +30 213 135 3055

Fax: +30 213 135 2757

e-mail: [p.tzortzi@statistics.gr](mailto:p.tzortzi@statistics.gr), [k.menexes@statistics.gr](mailto:k.menexes@statistics.gr)

*Information for data provision:*

Tel: +30 213 135 2022

e-mail: [data.dissem@statistics.gr](mailto:data.dissem@statistics.gr)

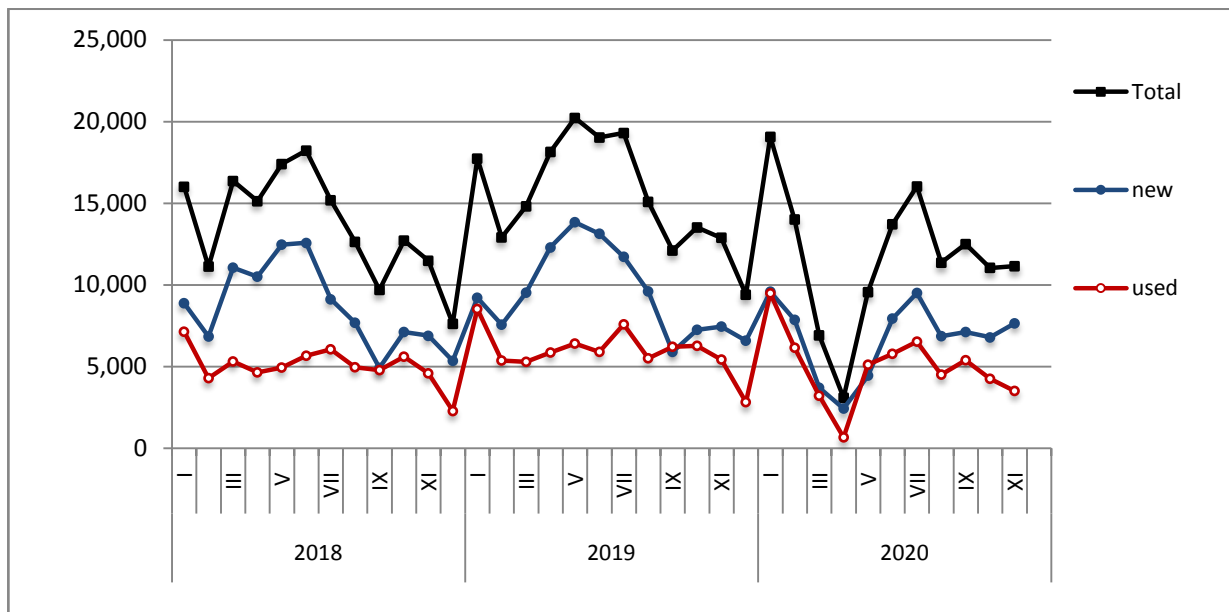
**Table 1. Road motor vehicles, both new and used, put into circulation for the first time in Greece: November 2018 - 2020**

Category of Road Motor Vehicles	November									Change (%)					
	2018			2019			2020			2019/2018			2020/2019		
	Total	New	Used	Total	New	Used	Total	New	Used	Total	New	Used	Total	New	Used
<b>Greece, total</b>															
Road Motor Vehicles,total	15,836	9,442	6,394	17,902	10,399	7,503	15,988	10,648	5,340	13.0%	10.1%	17.3%	-10.7%	2.4%	-28.8%
1. Road motor cars	13,721	7,546	6,175	15,439	8,192	7,247	13,516	8,431	5,085	12.5%	8.6%	17.4%	-12.5%	2.9%	-29.8%
Passenger Cars	11,466	6,884	4,582	12,876	7,446	5,430	11,134	7,639	3,495	12.3%	8.2%	18.5%	-13.5%	2.6%	-35.6%
Buses	72	8	64	96	12	84	172	19	153	33.3%	50.0%	31.3%	79.2%	58.3%	82.1%
Lorries	2,183	654	1,529	2,467	734	1,733	2,210	773	1,437	13.0%	12.2%	13.3%	-10.4%	5.3%	-17.1%
2. Motorcycles > 50 cc	2,115	1,896	219	2,463	2,207	256	2,472	2,217	255	16.5%	16.4%	16.9%	0.4%	0.5%	-0.4%
<b>Prefecture of Attica</b>															
Road Motor Vehicles,total	8,290	6,036	2,254	9,223	6,616	2,607	9,033	6,801	2,232	11.3%	9.6%	15.7%	-2.1%	2.8%	-14.4%
1. Road motor cars	7,189	4,982	2,207	7,883	5,345	2,538	7,683	5,583	2,100	9.7%	7.3%	15.0%	-2.5%	4.5%	-17.3%
Passenger Cars	6,487	4,662	1,825	7,017	4,940	2,077	6,686	5,081	1,605	8.2%	6.0%	13.8%	-4.7%	2.9%	-22.7%
Buses	23	3	20	23	2	21	79	3	76	0.0%	-33.3%	5.0%	243.5%	50.0%	261.9%
Lorries	679	317	362	843	403	440	918	499	419	24.2%	27.1%	21.5%	8.9%	23.8%	-4.8%
2. Motorcycles > 50 cc	1,101	1,054	47	1,340	1,271	69	1,350	1,218	132	21.7%	20.6%	46.8%	0.7%	-4.2%	91.3%

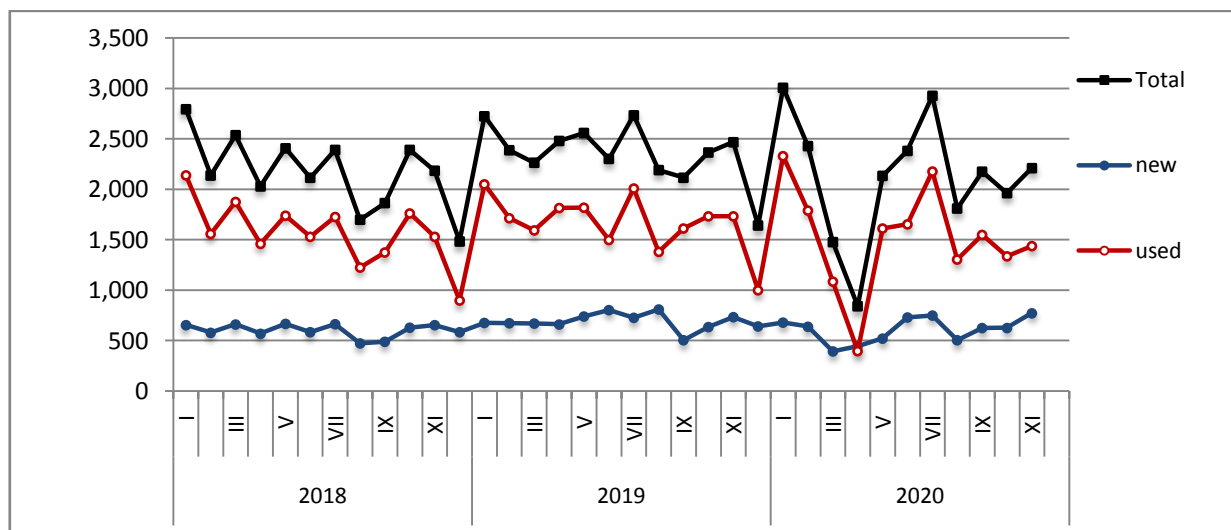
**Table 2. Road motor vehicles, both new and used, put into circulation for the first time in Greece: December 2018 - November 2020**

Category of Road Motor Vehicles	Average Dec. 2018 - Nov 2019			Average Dec. 2019 - Nov 2020			Change (%)		
							Average Dec. 2019 - Nov 2020 / Average Dec. 2018 - Nov 2019		
	Total	New	Used	Total	New	Used	Total	New	Used
<b>Greece, total</b>									
Road Motor Vehicles,total	21,220	13,279	7,941	16,825	10,212	6,613	-20.7%	-23.1%	-16.7%
1. Road motor cars	17,751	10,113	7,638	13,687	7,334	6,353	-22.9%	-27.5%	-16.8%
Passenger Cars	15,278	9,396	5,882	11,477	6,700	4,777	-24.9%	-28.7%	-18.8%
Buses	134	32	102	127	23	104	-5.2%	-28.1%	2.0%
Lorries	2,339	685	1,654	2,083	611	1,472	-10.9%	-10.8%	-11.0%
2. Motorcycles > 50 cc	3,469	3,166	303	3,138	2,878	260	-9.5%	-9.1%	-14.2%

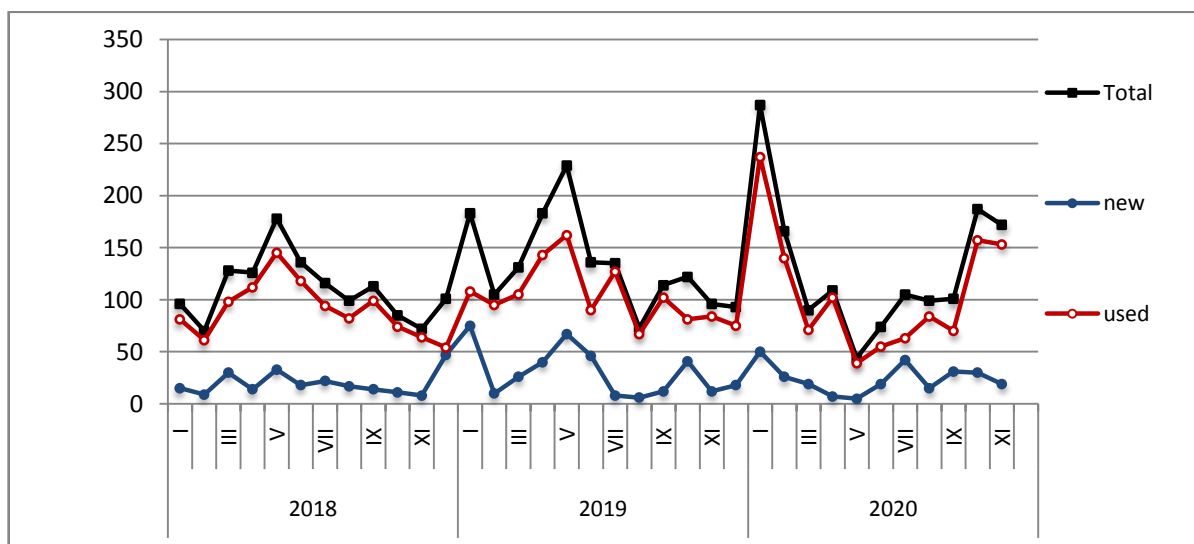
**Graph 1: Passenger Cars (January 2018 – November 2020)**



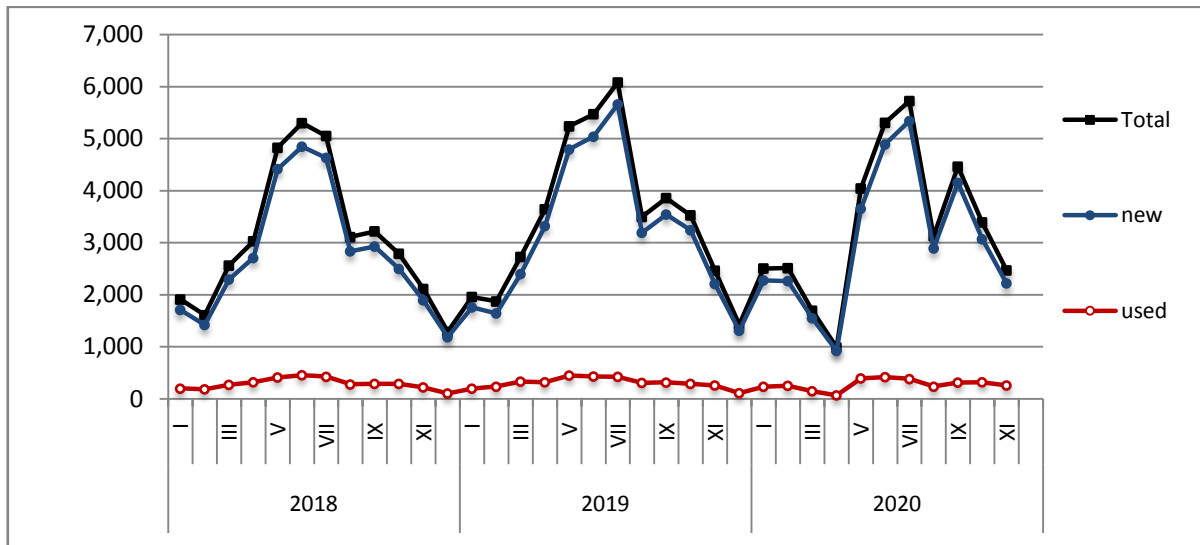
**Graph 2: Lorries ( January 2018 - November 2020)**



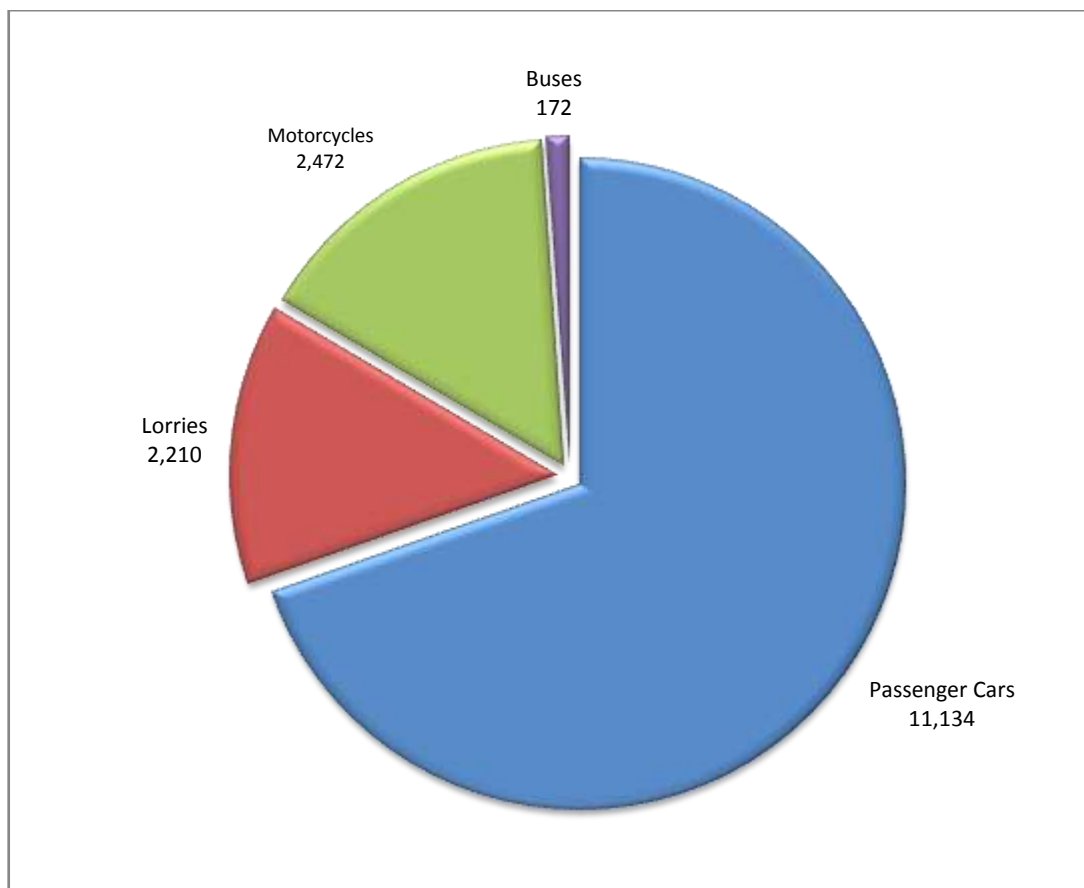
**Graph 3: Buses (January 2018 – November 2020)**



**Graph 4: Motorcycles (January 2018 – November 2020)**



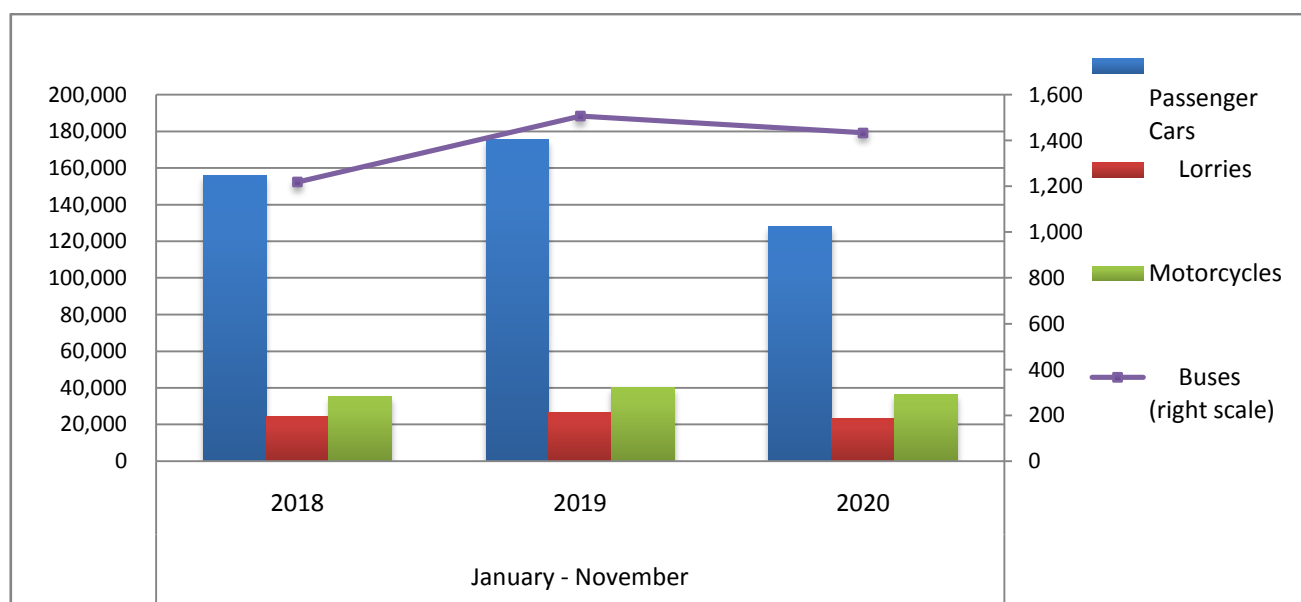
**Graph 5: New Registrations of Motor Vehicles (November 2020)**



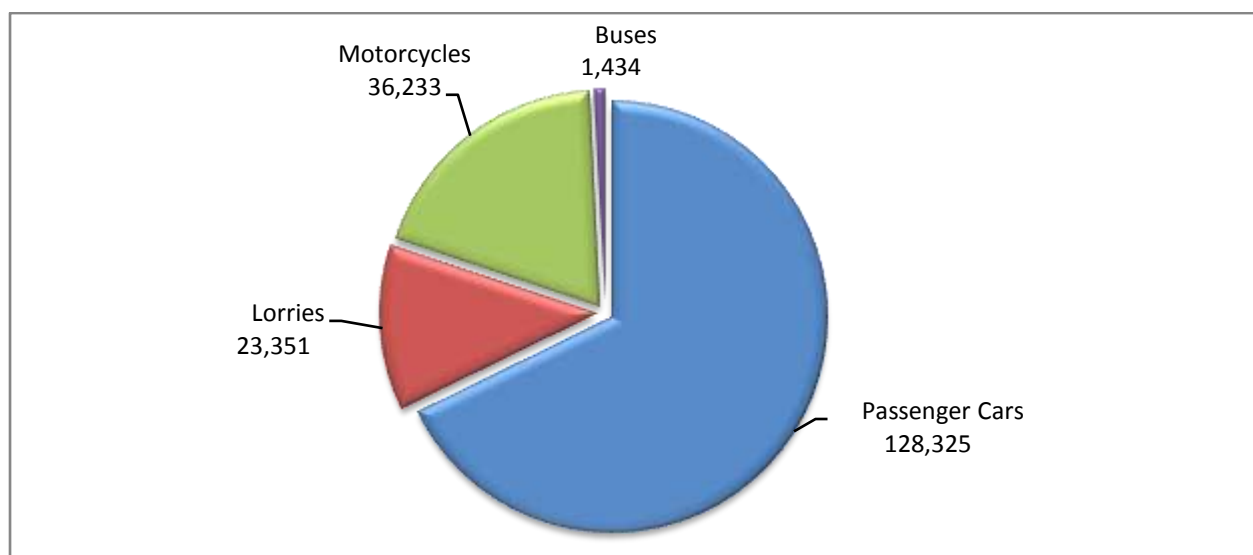
**Table 3. Road motor vehicles, both new and used, put into circulation for the first time in Greece: January - November, years 2018 till 2020**

Category of Road Motor Vehicles	January - November									Change (%)					
	2018			2019			2020			2019/2018			2020/2019		
	Total	New	Used	Total	New	Used	Total	New	Used	Total	New	Used	Total	New	Used
<b>Greece, total</b>															
Road Motor Vehicles,total	217,171	136,992	80,179	244,146	152,189	91,957	189,343	113,981	75,362	12.4%	11.1%	14.7%	-22.4%	-25.1%	-18.0%
1. Road motor cars	181,652	104,800	76,852	203,811	115,392	88,419	153,110	80,754	72,356	12.2%	10.1%	15.1%	-24.9%	-30.0%	-18.2%
Passenger Cars	155,890	97,985	57,905	175,725	107,420	68,305	128,325	73,806	54,519	12.7%	9.6%	18.0%	-27.0%	-31.3%	-20.2%
Buses	1,219	191	1,028	1,507	343	1,164	1,434	263	1,171	23.6%	79.6%	13.2%	-4.8%	-23.3%	0.6%
Lorries	24,543	6,624	17,919	26,579	7,629	18,950	23,351	6,685	16,666	8.3%	15.2%	5.8%	-12.1%	-12.4%	-12.1%
2. Motorcycles > 50 cc	35,519	32,192	3,327	40,335	36,797	3,538	36,233	33,227	3,006	13.6%	14.3%	6.3%	-10.2%	-9.7%	-15.0%
<b>Prefecture of Attica</b>															
Road Motor Vehicles,total	109,599	83,312	26,287	122,468	92,762	29,706	94,587	69,284	25,303	11.7%	11.3%	13.0%	-22.8%	-25.3%	-14.8%
1. Road motor cars	94,530	68,794	25,736	104,469	75,502	28,967	77,002	52,532	24,470	10.5%	9.8%	12.6%	-26.3%	-30.4%	-15.5%
Passenger Cars	87,024	65,439	21,585	95,720	71,392	24,328	68,602	48,558	20,044	10.0%	9.1%	12.7%	-28.3%	-32.0%	-17.6%
Buses	471	74	397	546	164	382	545	105	440	15.9%	121.6%	-3.8%	-0.2%	-36.0%	15.2%
Lorries	7,035	3,281	3,754	8,203	3,946	4,257	7,855	3,869	3,986	16.6%	20.3%	13.4%	-4.2%	-2.0%	-6.4%
2. Motorcycles > 50 cc	15,069	14,518	551	17,999	17,260	739	17,585	16,752	833	19.4%	18.9%	34.1%	-2.3%	-2.9%	12.7%

**Graph 6. New Motor Vehicles Circulation Licenses: January – November, years 2018 till 2020**



**Graph 7. New Registrations of Motor Vehicles: January - November 2020**



**Table 4**  
**Sales of new and used passenger cars by make: November 2020 and January - November 2020**

Make	Passenger cars			
	November		January - November	
	new	used	new	used
ALFA LANCIA	-	-	-	1
ALFA ROMEO	9	30	187	579
ALPINA	-	-	1	-
ALPINE	-	1	-	1
ASTON MARTIN	-	-	-	4
AUDI	262	62	2,541	483
AUSTIN	-	-	-	2
BEACH BAGGY	-	1	-	1
BENTLEY	-	1	4	5
BMW	240	75	2,802	832
BMW, MINI	-	-	-	2
BOLLORE	-	-	-	1
BUGATTI	-	-	-	1
CADILLAC	-	-	-	4
CAPRON	-	-	-	1
CHEVROLET	-	30	2	750
CHEVROLET, BUICK, PONTIAC, SUZUKI, DAEWOO, HOLDEN, GMC	-	-	-	1
CHEVROLET, GMC, HOLDEN, DAEWOO	-	-	-	1
CHRYSLER	-	-	-	4
CITROEN	87	116	1,726	1,933
CITROEN / DS	136	1	1,503	8
CUPRA	-	-	1	-
DACIA	135	41	1,567	409
DAIHATSU	-	15	-	456
DETHLEFFS	-	2	-	34
DFM	-	-	1	-
DODGE	-	-	-	5
DR MOTOR	-	-	-	3
DS	32	3	264	5
ESAGONO ENERGIA srl <sup>1</sup>	-	-	1	-
FERRARI	-	1	-	16
FIAT	280	201	2,363	3,884
FORD	316	272	2,558	4,114
FORD WERKE AG/A.RIMOR S.p.A.	-	-	-	1
GREAT WALL MOTO	-	-	-	2
HOBBY	-	-	-	1
HONDA	44	36	374	1,043
HUMER	-	-	-	1
HYMER	-	-	-	2
HYUNDAI	392	261	5,059	3,089
IMPREZA	-	-	-	1
INFINITI	-	-	-	1
ISUZU	-	-	-	3
JAGUAR	7	4	86	38
JEEP	98	15	827	90
KIA	222	62	2,317	926

**Table 4 (cont)**  
**Sales of new and used passenger cars by make: November 2020 and January - November 2020**

Make	Passenger cars			
	November		January - November	
	new	used	new	used
LADA	-	-	-	7
LAMBORGHINI	-	1	-	7
LANCIA	-	8	-	287
LAND ROVER	32	29	256	261
LES DAUPHINS	-	-	-	1
LEXUS	6	4	86	39
LINCOLN	-	1	-	2
LOTUS	-	-	-	1
MASERATI	-	-	-	7
MATRA	-	-	-	1
MAZDA	15	19	180	395
MCLAREN	-	1	-	1
MERCEDES	334	148	3,267	1,781
MERCEDES <sup>1</sup>	-	-	6	-
MG	-	-	-	2
MINI	149	14	1,382	335
MITSUBISHI	37	36	438	787
MPM MOTORS	-	-	-	1
NISSAN	667	245	4,064	3,325
NISSAN <sup>1</sup>	-	-	1	-
OPEL	378	301	4,460	5,615
PEUGEOT	892	183	6,983	1,851
PEUGEOT <sup>2</sup>	-	-	2	-
PEUGEOT, CITROEN	-	-	5	-
PIAGGIO	-	-	-	1
PIPER	-	-	-	1
POESSL	-	-	-	1
PONTIAC	-	-	-	1
PORSCHE	11	18	96	256
PSA AUTOMOBILES	-	-	25	-
RANGE ROVER	2	-	9	5
RC FISHER A/S	-	-	-	1
RENAULT	461	254	3,088	2,738
RIMOR,XGO,BLUCAMP,KENTUCKY CAMP,AHORN	-	-	1	-
ROLLS ROYCE	-	-	-	3
ROVER	-	-	-	2
SAAB	-	1	-	6
SEA / MOBILVETT	-	1	-	19
SEA S.P.A	-	-	-	1
SEAT	124	31	1,513	488
SKODA	332	93	2,926	1,042
SMART	2	133	24	1,845
SSANGYONG	-	1	-	2
SUBARU	2	-	34	51
SUZUKI	486	123	3,537	1,913
TALBOT	-	-	-	1
TATA	-	-	-	2

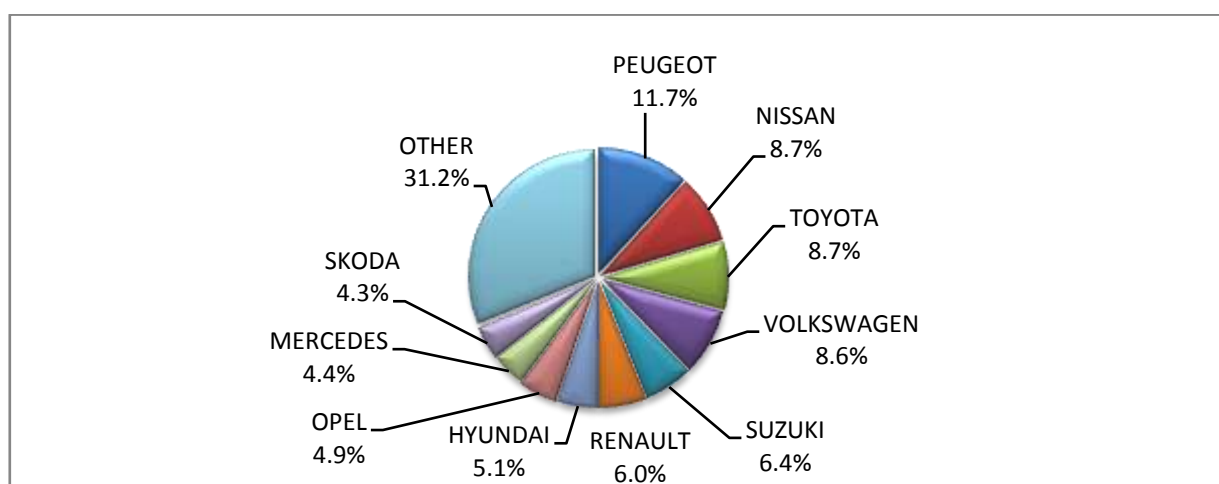
**Table 4 (cont)**  
**Sales of new and used passenger cars by make: November 2020 and January - November 2020**

Make	Passenger cars			
	November		January - November	
	new	used	new	used
TESLA	-	-	-	1
TESLA MOTORS	-	1	9	13
TOYOTA	663	427	9,632	10,160
TRIUMPH	-	-	-	1
TUSCAN	-	-	-	1
VINDICATOR	-	-	-	1
VOLKSWAGEN	654	174	6,392	2,393
VOLKSWAGEN <sup>1</sup>	-	-	2	1
VOLVO	132	18	1,204	124
ZASTAVA	-	-	-	1
<b>TOTAL</b>	<b>7,639</b>	<b>3,495</b>	<b>73,806</b>	<b>54,519</b>

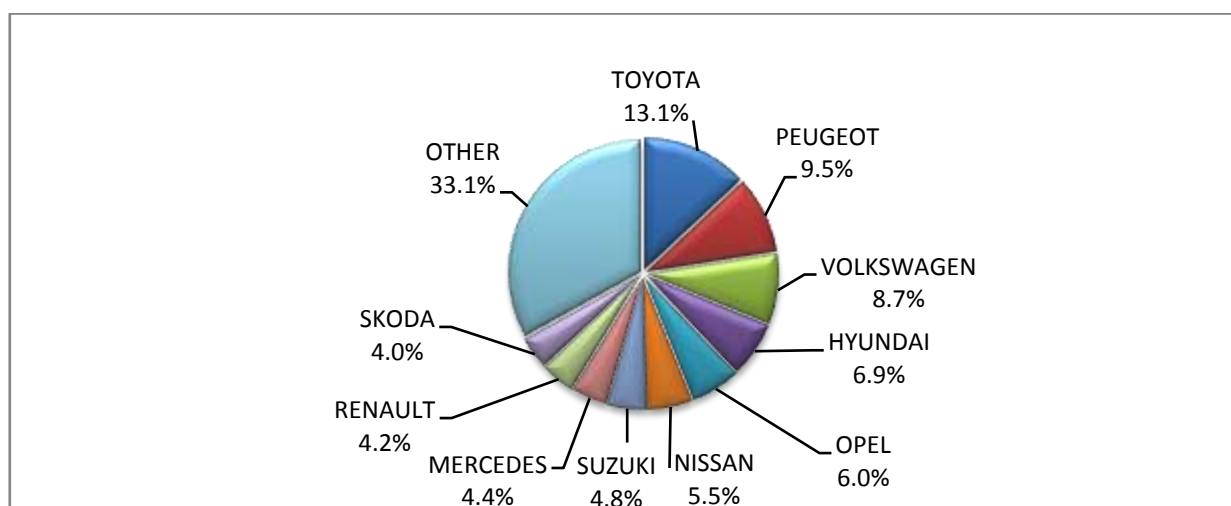
1 : With 2nd/3rd stage manufacturer in Greece.

2 : With 2nd/3rd stage manufacturer abroad.

**Graph 8. Sales of new passenger cars by make (November 2020)**



**Graph 9. Sales of new passenger cars by make (January - November 2020)**





**Table 5**  
**Sales of new and used lorries by make: November 2020 and January - November 2020**

Make	Lorries			
	November		January - November	
	new	used	new	used
ASTRA	-	-	-	1
AUTO UNION	-	-	-	2
BMW	-	-	-	5
BREMACK	-	-	-	1
CHEVROLET	-	1	-	5
CHRYSLER	-	-	-	2
CITROEN	51	35	519	460
CITROEN <sup>1</sup>	-	-	8	-
DACIA	57	4	227	44
DAF	-	37	7	351
DAF <sup>1</sup>	2	-	36	-
DODGE	-	-	-	10
FCA US LLC	-	-	-	2
FIAT	132	168	949	1,949
FIAT DUCATO <sup>1</sup>	1	-	1	-
FIAT-IVECO	-	2	-	43
FORD	178	187	1,330	1,991
FORD <sup>1</sup>	4	1	34	3
GOUPIL, MEGA, POLARIS, GEM	-	-	1	-
GREAT WALL MOTOR	-	-	-	2
HYUNDAI	-	5	-	55
ISUZU	-	20	71	271
ISUZU <sup>1</sup>	-	-	3	-
IVECO	3	21	18	281
IVECO <sup>1</sup>	4	0	77	3
IVECO MAGIRUS	-	2	-	26
JEEP	-	-	-	1
KIA	-	-	-	15
LAND ROVER	-	2	-	16
LIAZ	-	-	-	1
MAGIRUS	-	-	-	1
MAN	2	62	21	668
MAN <sup>1</sup>	4	0	41	1
MAXUS , LDV	-	-	1	-
MAZDA	-	14	2	228
MERCEDES	51	332	344	3,615
MERCEDES <sup>1</sup>	7	5	186	10
MITSUBISHI	16	39	209	538
MITSUBISHI <sup>1</sup>	2	0	66	1
MITSUBISHI <sup>2</sup>	-	-	4	-
MULTICAR	-	-	1	-
NISSAN	31	74	391	941
NISSAN <sup>1</sup>	-	-	4	-
OAF	-	-	-	1

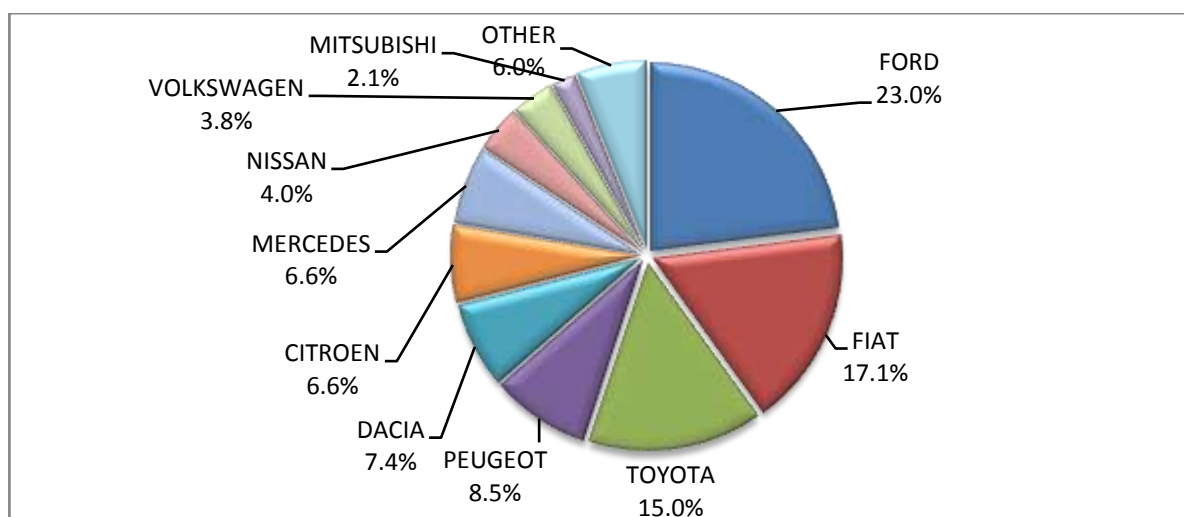
**Table 5 (cont)**  
**Sales of new and used lorries by make: November 2020 and January - November 2020**

Make	Lorries			
	November		January - November	
	new	used	new	used
OPEL	10	50	108	653
PEUGEOT	66	44	743	484
PEUGEOT <sup>1</sup>	-	-	1	-
PFAU	-	2	-	8
PIAGGIO	6	5	53	33
PIAGGIO <sup>1</sup>	-	-	5	-
PORSCHE	-	-	-	1
RAUSCH GMBH	-	-	-	1
RENAULT	1	70	16	852
ROSSI OLEODINAMICA S.R.L.	-	-	1	-
SCANIA	-	52	11	586
SCANIA <sup>1</sup>	-	-	6	1
SCHMITZ CARGOBULL	-	-	-	1
SEAT	-	2	-	15
SKODA	-	1	-	31
SSANGYONG	-	1	-	5
SUZUKI	-	-	-	1
TATA	-	-	-	7
TOYOTA	116	39	841	554
VOLKSWAGEN	29	81	312	842
VOLKSWAGEN <sup>1</sup>	-	-	4	-
VOLVO	-	79	31	1,046
VOLVO <sup>1</sup>	-	-	2	1
<b>TOTAL</b>	<b>773</b>	<b>1,437</b>	<b>6,685</b>	<b>16,666</b>

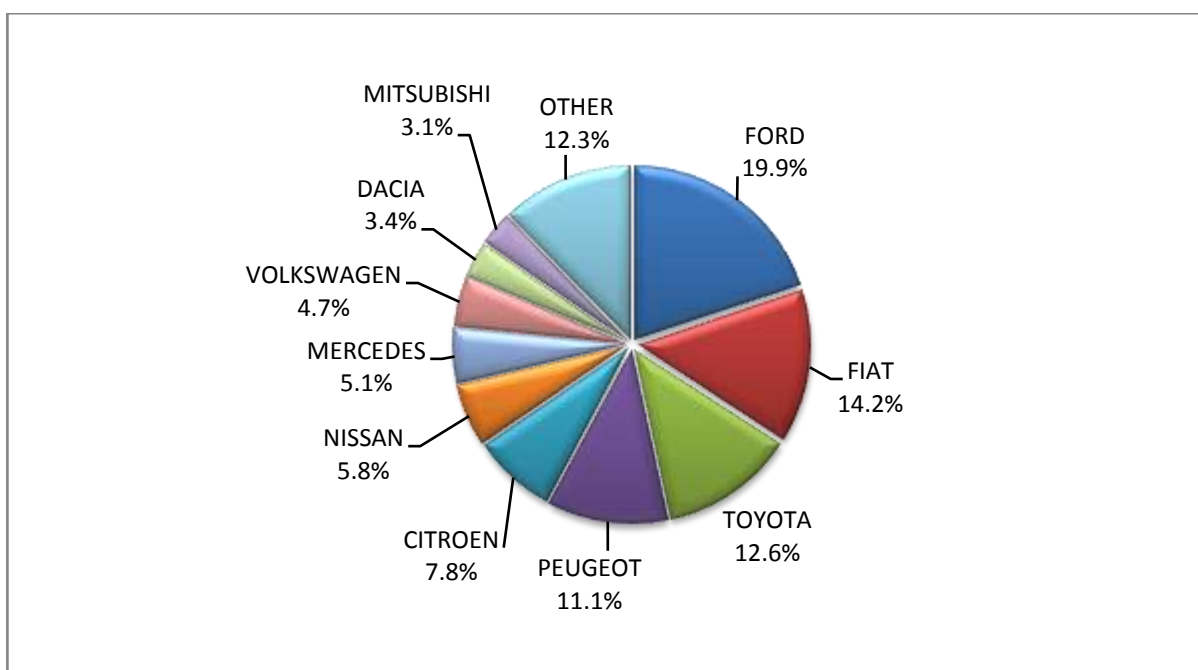
**1 : With 2nd/3rd stage manufacturer in Greece.**

**2 : With 2nd/3rd stage manufacturer abroad.**

**Graph 10. Sales of new lorries by make (November 2020)**



**Graph 11. Sales of new lorries by make (January - November 2020)**



**Table 6**  
**Sales of new and used buses by make: November 2020 and January - November 2020**

Make	Buses			
	November		January - November	
	new	used	new	used
BMW <sup>2</sup>	-	-	1	-
BOVA	-	8	-	77
DAF	-	-	-	2
EVOBUS	-	2	-	8
FIAT	-	-	-	2
FIAT <sup>2</sup>	-	-	5	-
FIAT IVECO	-	-	-	2
FORD	-	-	12	11
HEULIEZ	-	1	-	1
IRISBUS	-	-	-	3
ISUZU	-	-	1	1
IVECO	-	-	2	10
KASSBOHRER	-	-	-	1
MAN	1	37	30	178
MAN/NEOPLAN	-	1	3	10
MERCEDES	3	84	17	671
MERCEDES <sup>1</sup>	4	2	101	8
MERCEDES <sup>2</sup>	1	-	34	4
NEOPLAN	-	-	10	24
OTOKAR	1	-	2	2
PEUGEOT	-	-	-	2
RENAULT	-	-	-	2

**Table 6 (cont)**  
**Sales of new and used buses by make: November 2020 and January - November 2020**

Make	Buses			
	November		January - November	
	new	used	new	used
SCANIA	-	1	-	15
SCANIA <sup>2</sup>	5	-	9	2
SETRA	2	4	10	50
SOLARIS	-	9	-	21
TECNOBUS S.P.A.	-	-	2	-
TEMSA	-	3	9	32
UNVI	-	-	1	-
VAN HOOL	-	1	-	6
VDL BERKHOFERN	-	-	-	1
VOLKSWAGEN	-	-	-	9
VOLKSWAGEN <sup>1</sup>	-	-	-	1
VOLVO	-	-	-	7
VOLVO / IRIZAR	2	-	14	-
XIAMEN KING LONG	-	-	-	7
YUTONG	-	-	-	1
<b>TOTAL</b>	<b>19</b>	<b>153</b>	<b>263</b>	<b>1,171</b>

**1 : With 2nd/3rd stage manufacturer in Greece.**

**2 : With 2nd/3rd stage manufacturer abroad.**

**Graph 12. Sales of new buses by make (January - November 2020)**

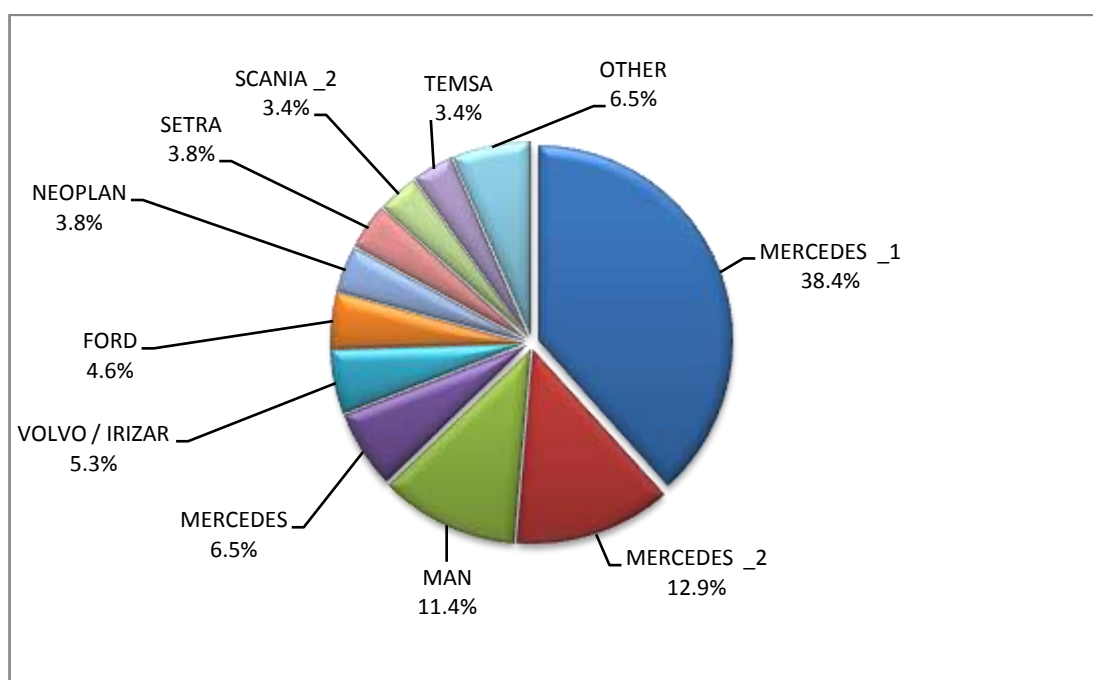


Table 7

Sales of new and used motorcycles by make or manufacturer: November 2020 and January - November 2020

Make	Motorcycles			
	November		January - November	
	new	used	new	used
ABAT, ANGELL, AKUMOTO, LYNX	-	-	-	1
ADIVA	-	-	-	2
AEON MOTOR	-	-	-	1
AGUSTA MV	-	-	-	1
APRILIA	2	4	24	62
ASKOLL	-	-	1	-
AYO, HAOJIANG, ZHONGYU, THUMP, THUMPSTAR, KIDEN, ZONTES, Junak, SENKE, TANNY, TYAN, ROMET, ROMET MOTORS, ROUTER	-	-	3	-
BAJAJ	2	-	30	3
BAOTIAN, SUPERKING, WALTON, HONDA	-	-	1	2
BASHAN	-	-	3	-
BASHAN, AMGroup, AMGroup Bike, DON, IRBIS, WORKER BEAR, Nomik ATV 2	-	1	5	1
BASHAN, AMGroup, AMGroup Bike, DON, RBIS, WORKER BEAR, Nomik ATV 2, APACHI, ISILDAR	-	-	11	-
BELGARDA SPA	-	-	-	2
BENELLI	18	-	289	6
BETA	1	-	54	4
BIG DOG	-	-	-	2
BMW	39	9	601	149
BOMBARDIER RECREATIONAL PRODUCTS ING (BRP)	1	2	11	2
BRIXTON	5	-	73	-
CAGIVA	-	-	-	1
CAN AM	-	-	-	1
CFMOTO	11	-	187	1
CFMOTO, GOES	-	-	50	1
CG	-	-	-	1
CHANGJIANG	-	-	2	-
CHONGQING BASHAN	-	-	-	1
CLUB CAR, LLC	-	-	-	1
DADYW	-	-	-	1
DAELIM	3	-	14	3
DAYANG	-	-	1	-
DAYANG, DAYTONA MOTORS, NIPPONIA, KUBA	66	9	634	11
DAYANG, DAYTONA MOTORS, NIPPONIA, SALCANO	228	7	2,867	37
DAYANG, ECOCREMO, ECOOTER, ECOOTOR,AGM, ORCAL, SUMCO	-	1	11	1
DAYTONA	-	-	-	1
DERBI	-	-	-	1
DUCATI	8	4	131	47
EAGLE	-	-	-	1
EFUN, PULSE, ZAP	-	-	1	-
EFUN, ZAP	6	1	13	1
EVA, EMBUGGY, VINTAGE, EVANGEL	-	-	13	-
FANTIC MOTOR	-	-	3	1
FD MOTORS, FASPIDER	1	-	12	-
GAIA, SATURN, LTO ORION	1	-	2	-
GARIA	-	-	2	-

Table 7 (cont)

Sales of new and used motorcycles by make or manufacturer: November 2020 and January - November 2020

Make	Motorcycles			
	November		January - November	
	new	used	new	used
GAS GAS	-	-	1	-
GILERA	-	-	-	8
HANWAY, MASAI, JUNAK, Motorini, STMAX, ROMET, CLS, ROMET MOTORS, GEMINI, RIVERO	-	-	10	-
HAOJIAN, ZONTES, TAYO, Sharpon, IFINO, KIDEN, ZHONGYU, CUBTOM, DIYUN, NAMIN, TIM DERVI, VUKA, THUMP, RIPPER	-	-	8	-
HARLEY DAVIDSON	-	4	68	89
HESHAN, GOUJI, NANLIAN, MOTORCYCLE INDUSTRY, ORCAL, AJS, HERALD MOTOR COMPANY, MACBOR, MOTOB	2	-	7	-
HONDA	202	31	2,668	488
HORWIN	-	-	2	-
HSUN, HISUN, APACHI, Mx, MASAI, HYTRACK, TRAPPER, PUMAREX, GEON, ASYAMOTOR, DAYTONA MOTORS, KRAL	4	-	41	1
HUONIAO, DH.HAOTIAN, MOTORINI, PEGASUS, MASH	-	-	5	-
HUSABERG	-	-	-	8
HUSQVARNA	1	1	47	13
HYOSUNG	-	-	-	2
HYOSUNG & S&T KANUNI	-	-	6	-
IANYING, TYM, XINBEN, TEYIN, RIYA, ONGYUNDA, SANBEN, ALFA, Senzo, La Souris, TCB, KENTOYA	-	-	25	-
INDIAN MOTORCYCLE	-	-	20	1
ITALCAR	-	-	1	-
JIAJI, HUATIAN, FEILING, LINTEX, GOMAX, SOMOTO, TECHMOOVE, TAURIS	-	-	1	1
JIAJUE, JINDING, LANYING, DHS, MIROMOTO, ALPHAMOTO, SPRINT, QLINK, MAXON, RICH MOTORS, EUROCKA(CKA), PEDA	-	-	1	-
JIAJUE, JOYRACE, MAXON, GINEVA MOTO, MONDIAL, UGUR, DERRACE, VIARELLI, Berini, MAGPOWER, ROMET MOTORS	-	-	13	-
JIANSHE	-	-	2	-
JIAYUAN	3	-	31	-
JINLANG, ZUNDAPP, XHODNA, APGmoto, COLIBRI, RAZORY, VIARELLI, SUMCO, FLEX TECH, IVA, TNT moto	-	-	6	-
JINLING	-	-	-	2
KARYA	-	-	-	1
KAWASAKI	9	2	183	69
KEEWAY	-	1	-	2
KEWET	-	-	-	1
KL	-	-	1	-
KTM	23	7	326	59
KWANG YANG	-	1	-	22
KYMCO	154	22	1,967	375
LAMBRETTA	-	-	7	1
LEXMOTO	-	-	-	1
LIFAN, HONLEI, SKYGO, BISAN-LIFAN	-	-	1	-
LIGIER	-	-	-	1
Lingzhida, LINZDA, LINDN, LINYI, LONGMAO, NLIGHT	1	-	14	-
LINHAI	-	-	-	3
LINHAI, KUBA, ONLINE, LHY	-	-	4	-
LML	-	-	-	2

Table 7 (cont)

Sales of new and used motorcycles by make or manufacturer: November 2020 and January - November 2020

Make	Motorcycles			
	November		January - November	
	new	used	new	used
LONCIN, KUBA, RKS, ITALIKA, SUNRACE, SKY, MALAGUTI, SUPERBIKE, ROCKET, NOVELBAT, TIGERMOTO, GREEN, TRIDIAMOND	-	-	6	-
LONCIN, VOGUE, KUBA, RKS, ITALIKA, SUNRACE, SKY, MALAGUTI, SUPERBIKE, ROCKET, NOVELBAT	2	-	25	-
LONCIN,KUBA,RKS,ITALIKA,SUNRACE,SKY,MALAGUTI,SUPERBIKE,ROCKET,NOVELBAT,TIGERMOTO,GREEN	4	-	17	-
LONCIN,VOGE,KUBA,RKS,ITALIKA,SUNRACE,SKY,MALAGUTI,SUPERBIKE,ROCKET,NOVELBAT,TIGERMOTO	1	-	2	-
LONGJIA, ITALJET, ORCAL, BEELINE	-	-	8	-
LONGJIA, ITALJET, ORCAL, BEELINE, ROMET MOTORS, GEMINI, LEXMOTO, JAHANRO, VGA, DAYTONA MOTORS	2	-	5	-
LONGJIA, lexmoto, Gemini, MH Motorcycles, MONDIAL, Jahanro, UM, ORCAL, VGA, NECO, ALFASCOOTERS, ROMET MOTORS	-	-	6	-
LONGJIA, ORCAL, TNT MOTOR, BEELINE, VGA, ITALJET, GEMINI, lexmoto, Jahanro, italo, NECO	4	-	70	-
MALAGUTI	-	-	-	9
MATCHLESS	-	1	-	1
MBK	-	-	9	20
MELEX	-	-	2	-
MESSERSCHMITT	-	1	-	1
MG MOTO	1	-	30	-
MGK HM	152	7	2,026	23
MODENAS	-	-	-	3
MONDIAL, PELPI INTERNATIONAL	-	-	11	-
MONTESA	-	-	2	-
MOTO GUZZI	1	-	27	1
MOTO GUZZI DI PIAGGIO & C.S.p.A.	1	-	1	-
MOTO S.P.A	-	-	4	-
MV AGUSTA	-	-	5	1
NIPPONIA	-	-	-	1
NIU, NUUV	5	-	30	-
NORTON	-	-	-	1
NOUN ELECTRIC	-	-	1	-
PEUGEOT	8	1	130	15
PIAGGIO	278	34	5,729	392
PIONEER, LEXMOTO, PULSE,BULLIT, HERALD, WOTTAN, EURO MOTORS, VERVEMOTO, SP BIKE, EXPLORER, RIDE	-	-	1	-
POLARIS	4	-	23	4
QINGQI	-	-	2	-
QINGQI, CLEVELAND, CYCLEWERKS ACE, CLEVELAND ACE, CLEVELAND CYCLEWERKS ACE DELUXE	-	-	1	-
QJ, QIANG, KEEWAY, LEONE, KUBA, RKS, BENELLI, VENGO	-	-	17	1
QJ, QIANG, KEEWAY, LEONE, KUBA, RKS, TELL, EMPIRE KEEWAY, BENELLI, VENGO	4	-	62	1
QJ, QIANG, KEEWAY, LEONE, KUBA, RKS, tell,VENGO	1	-	7	-
QJ, QIANG, KEEWAY, LEONE, RKS, BENELLI, EMPIRE KEEWAY, KUBA	27	-	389	5
QUADRO VEHICLES	-	-	21	-
QUADRO, QUADRO VEHICLES	-	-	20	-
RENAULT	-	-	3	1

Table 7 (cont)

Sales of new and used motorcycles by make or manufacturer: November 2020 and January - November 2020

Make	Motorcycles			
	November		January - November	
	new	used	new	used
RENLI	-	-	18	-
REX	-	-	-	1
RIYA, HONLING, YAMAKOYO, TIANYING, GOES, SANYOU, BM, FUN BIKE, WOTTA	-	-	1	-
ROYAL ENFIELD	2	1	18	5
Royalloy,Royal Alloy,RA,SCOMADI,VALENTINO,VALENTINO MOTORI	-	-	22	1
SACHS	-	-	-	1
SAHSUVAROGLU	-	-	-	1
SAKURA, GOLDEN LION, ARTISAN, Fauro, ETALIAN, Viverra, Varaneo, Kito, E-mio	-	1	-	1
SAKURA, GOLDENLION, E.F.O., Fauro, Viverra, Nitrox	-	-	1	-
SAKURA, GOLDENLION, E.F.O., Fauro, Viverra, Nitrox, STRELLA City, Artisan	3	-	42	-
SAN YANG	-	1	-	8
SCUTUM, ETRIX, SILENCE	-	-	1	-
SHANYANG, ATLAS PANTHER, YAMAZUKI MOTO, MOTORKING, Hirlee, XB	3	3	39	3
SHARE'NGO, ZHIDOU	-	1	6	1
SHENGWO NEW ENERGY, YUKI	-	-	42	-
SHERCO	-	-	3	6
SHINERAY, MONDIAL, DAYTONA MOTORS, WK, ROMET MOTORS, MASH, M1NSK, WK BIKES, DERRACE	-	-	1	-
SKYTEAM, SACIN, CSR, METALCO, SOKUDO, BAZUKA, MINICO, MOTOSBASI, MOTOS BORDOY, SUMKO, ROXON, MONKEY BIKES	1	-	11	-
SKYTEAM, SACIN, METALCO, SOKUDO, BAZUKA, MINICO, MOTOS BORDOY, SUMCO	1	-	3	-
SKYTEAM, SACIN, METALCO, SOKUDO, BAZUKA, MINICO, MOTOS BORDOY, SUMCO, ROXON, CSR, MONKEY BIKES, FAZTEK	-	-	6	-
SKYTEAM, SASIN, CSR, METALCO, SOKUDO, BAZUKA, MINICO, MOTOSBASI	-	-	5	-
STANDARD MOTOR	-	-	-	1
SUZUKI	15	8	425	171
SWM	-	-	2	-
SYM	545	27	8,602	164
TAYO, HAOJIANG, ZHONGYU, THUMP, THUMPSTAR, KIDEN, ZONTES, Junak	-	-	8	-
TAYO, HAOJIANG, ZHONGYU, THUMP, THUMPSTAR, KIDEN, ZONTES, Junak, SENKE, TANNY, TYAN, ROMET	10	1	269	4
TAYO, HAOJIANG, ZHONGYU, THUMP, THUMPSTAR, KIDEN, ZONTES, Junak, SENKE, TANNY, TYAN, ROMET, ROMET MOTORS	9	-	9	-
TAYO, HAOJIANG, ZHONGYU, THUMP, THUMPSTAR, KIDEN, ZONTES, Junak, SENKE, TANNY, TYAN, ROMET, ROMET MOTORS, ROUTER	-	-	47	-
TAYO, HAOJIANG, ZHONGYU, THUMP, THUMPSTAR, KIDEN, ZONTES, Junak, SENKE, TANNY, TYAN, ROMET, ROMET MOTORS, ROUTER	1	-	22	1
TGB	-	-	-	3
TIANYING, RIYA, HONGYUNDA, TYM, HONLING	-	-	24	-
TIANYING, RIYA, HONGYUNDA, TYM, HONLING, TAMCO, ALISON, DMK MOTORS, WLIE, LEEWAY, WLXQ, AP Gmoto, ALFA	1	-	26	-
TIANYING, TYM, XINBEN, TEYIN, RIYA, HONGYUNDA, SANBEN, ALFA, Senzo, La Souris, TCB	-	-	6	-

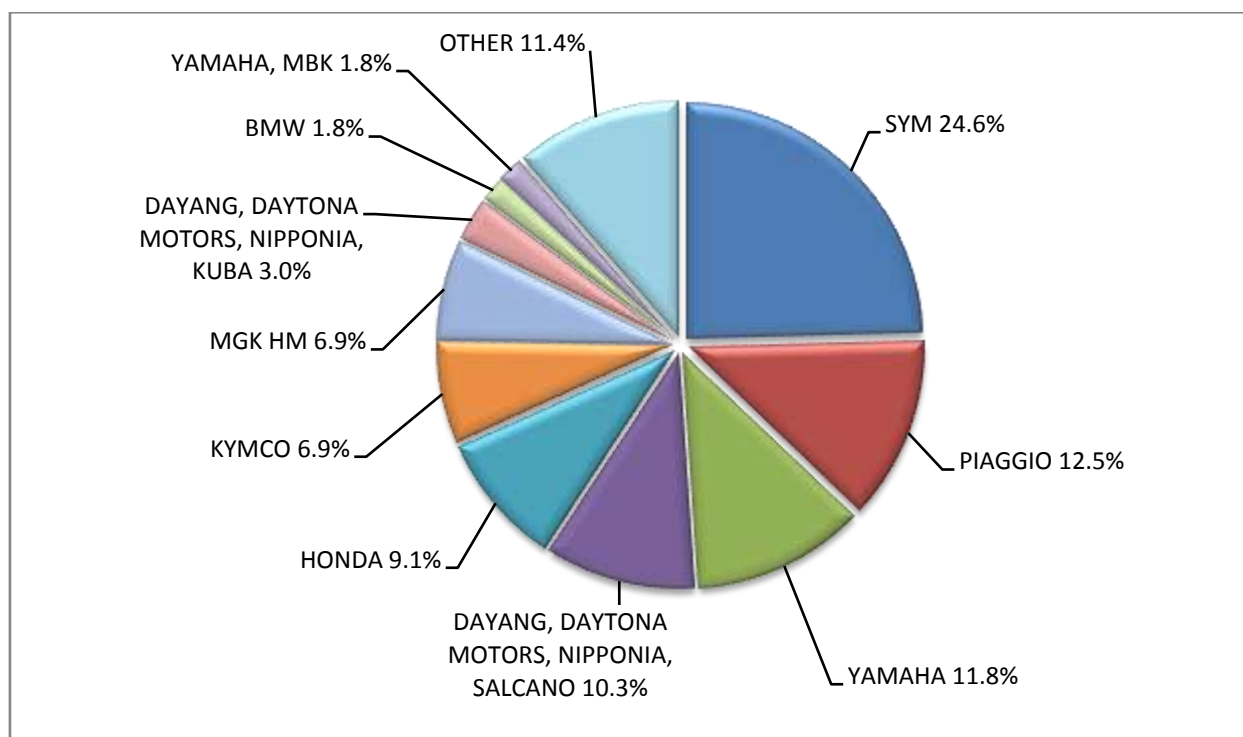


Table 7 (cont)

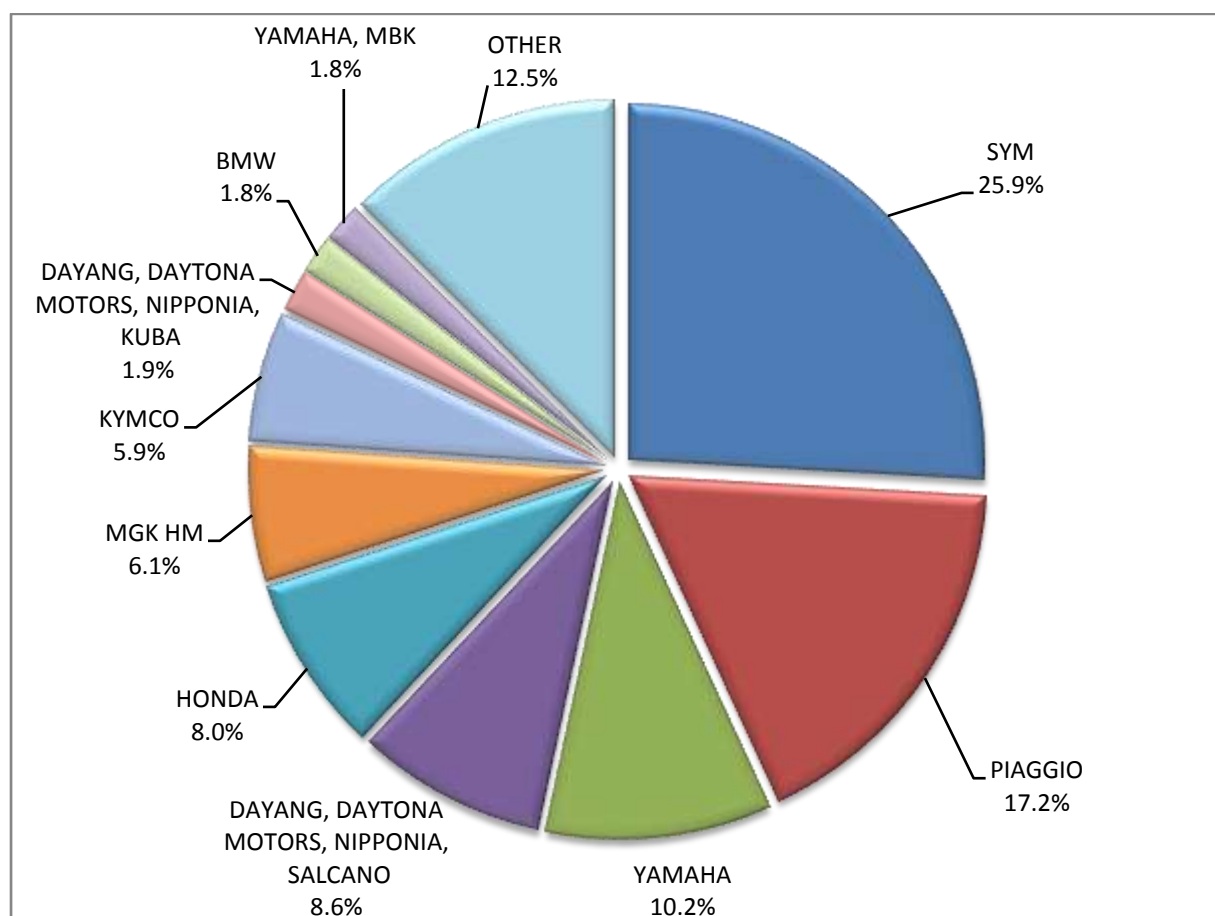
Sales of new and used motorcycles by make or manufacturer: November 2020 and January - November 2020

Make	Motorcycles			
	November		January - November	
	new	used	new	used
TRIUMPH	11	3	127	18
URAL	-	-	1	-
VESPA GS 150	-	-	-	1
VMOTO,E-MAX,FMC,CSR,ROADSIGN,KENTOYA,JINYING,GOES,VETRIX,DAO,VENGO,TELL	1	-	1	-
VMOTO-SOCO, E-MAX, VMOTO, SUPER SOCO	14	-	19	-
WANGYE, SANBEN, UM, KENOS, SUPERBYKE, MDC, MISTRAL, STREET ELEGANCE, 4WMOTO, RIVERO, VIKERS, ZIPP, SANLI, GOWINN	-	-	1	-
WONJAN, SAMADA	-	-	2	-
WUYANG	-	-	1	-
XGJAO	-	-	1	2
XGJAO, ZIPP, TOROS, ROMET, ROMET MOTORS, ROUTER, VEEROAD, DAYTONA MOTORS, GEMINI, MH MOTORCYCLES, MTG MOTORS	3	-	65	1
XIAOFEILU	-	-	1	-
XINRI, SUNRA ,APACHI, ISILDAR, ISILDAR APACHI, Wayscral, KRAL	4	-	9	-
XINTIAN, KINROAD	-	-	-	2
YADEA, KUBA, RKS, E-MON, YUKI	-	-	1	-
YAMAHA	262	53	3,393	620
YAMAHA, MBK	39	3	593	6
YIBEN, MEIDUO, VONROAD, WUBEN, NIM	1	-	2	-
YINGANG, BENYI, ROMET MOTORS, YUKI, ROUTER, MOTORAN, DAYTONA MOTORS, M1NSK, HAMACHI, KUBA, MONDIAL	-	-	32	-
YINXIANG	-	-	1	1
YINXIANG, KENBO	1	-	8	-
YINXIANG, MONDIAL, GEMINI, TCB	-	-	2	-
ZHENHUA, ACTIONBIKES	-	-	1	-
ZHONGNENG, ZNEN, AGM, AJS, YUKI, COLIBRI, EUROCKA, BTC, NOVA MOTORS, LEXMOTO, Actionbikes Motors	2	-	43	1
ZHONGNENG, ZNEN, AGM, AJS, YUKI, COLIBRI,EUROCKA, BTC, NOVA MOTORS, LEXMOTO	2	2	35	2
ZONGSHEN, Lexmoto, ICONE, VORTEX, M1NSK, MACBOR, MONDIAL, ROMET MOTORS, SINNIS, SPARKSTER, OVER BIKES	-	-	4	-
ZONGSHEN, ZIP STAR, Lexmoto, ICONE, VORTEX, M1NSK, MACBOR, MONDIAL, ROMET MOTORS	-	-	8	-
ZONGSHEN, ZIP STAR, Lexmoto,ICONE, VORTEX,M1NSK, MACBOR, MONDIAL, ROMET MOTORS ,SINNIS, SPARKSTER, OVER BIKES	-	-	2	-
ZONGSHEN, ZIP STAR, ZEALSUN, RYMCO	-	-	4	-
ZONGSHEN, ZIPSTAR, ICONE, JUNAK, Lexmoto, MH Motorcycles, MINSK,MONDIAL, ROMET MOTORS, SINNIS, SPARKSTER	-	-	4	-
<b>TOTAL</b>	<b>2,217</b>	<b>255</b>	<b>33,227</b>	<b>3,006</b>

**Graph 13. Sales of new motorcycles (November 2020)**



**Graph 14. Sales of new motorcycles (January - November 2020)**



## EXPLANATORY NOTES

<b>Survey on the issuing of new road motor vehicle circulation licenses</b>	The survey on the issuing of new motor vehicle circulation licenses is a census survey. The released data give information, at country level, on the brand and type of the motor vehicle, as well as whether it is new or used. The survey does not include vehicles that move on rails, trolley busses, agricultural tractors and machinery. In addition, the following are excluded: all motor vehicles of the Armed Forces, Police, Fire Brigade, State Services, Diplomatic Corps, Foreign Missions, and Invalids of Wars, as well as motorcycles with a cylinder capacity less than 50 cc.
<b>Legal basis</b>	Law 3832/2010
<b>Reference Period</b>	November 2020
<b>Coverage</b>	The production of monthly data is based on the registers held by the Ministry of Infrastructure, Transport and Networks, which records all the monthly changes observed in the vehicle registration licenses at country level.
<b>Definitions</b>	<p><b>Road motor vehicle</b> is any vehicle that, irrespective of the number of wheels, is moved by an engine and is designed to transport persons or cargo or both of them, either they are on the same single vehicle or on a trailer carried by the main motor vehicle.</p> <p><b>New</b> road motor vehicle is any motor vehicle that is registered for the first time in Greece during the reference month and has not been put into circulation in any other country.</p> <p><b>Used</b> motor vehicle is any motor vehicle that is registered for the first time in Greece and has been imported as a used one from abroad</p> <p><b>Passenger motor vehicle:</b> it is a motor vehicle designed to carry mostly people, having no more than 9 seats, including the driver's seat.</p> <p><b>Bus:</b> it is a motor vehicle, which is designed to carry mostly people, having more than 10 seats, including the driver's seat. In the corresponding tables of this Press Release, this category also includes articulated buses.</p> <p><b>Lorry:</b> it is motor vehicle designed to carry mostly cargo. In the corresponding tables of this Press Release, this category also includes tractors, tow trucks, articulated tractors, and trucks with trailers.</p> <p><b>Motorcycle:</b> any two-wheeled motor vehicle, with or without sidecar, with maximum authorized design speed over 45 km/h, or in case it is powered by a combustion engine, with a cylinder capacity of 50 cc or over. In the corresponding tables of this Press Release, this category also includes the three-wheeled motor vehicles – motor tricycles.</p> <p><b>Tricycle motor vehicle:</b> it is a motor vehicle with three symmetrical wheels with maximum authorized design speed over 45 km/h, or in case it is powered by a combustion engine, with a cylinder capacity over the 50 cc. This category also includes four-wheel vehicles, except the light four-wheel motorcycles, whose empty vehicle tare (excluding the weight of the fuel or mixture of fuel-oil or the weight of the batteries for electric cars) is up to 400 kg in the case the vehicle is designed for passenger use or up to 550 kg in case the vehicle is designed to carry cargo and whose engine is up to 15KW.</p>
<b>Methodology</b>	Exhaustive Survey. The primary data derive from the Ministry of Infrastructure, Transport and Networks and are based on the issuing of new circulation licenses as they are registered by the Regional Offices for Transport and Communications.
<b>References</b>	More information (graphs, tables) concerning the survey on the issuing of new motor vehicle circulation licenses are available on the webpage of ELSTAT, <a href="http://www.statistics.gr">www.statistics.gr</a> , under the link <a href="http://www.statistics.gr/en/statistics/-/publication/SME24/">http://www.statistics.gr/en/statistics/-/publication/SME24/</a>