



HELLENIC REPUBLIC
HELLENIC STATISTICAL AUTHORITY

Piraeus, 15 January 2021

PRESS RELEASE

EVOLUTION OF TURNOVER OF ENTERPRISES UNDER SUSPENSION OF OPERATION DUE TO THE PANDEMIC OF THE CORONA VIRUS DISEASE 2019 (COVID-19)

NOVEMBER 2020

The Hellenic Statistical Authority (ELSTAT) announces data on the evolution of turnover of the enterprises that were under suspension of operation in March 2020, on the basis of state order, due to the pandemic of the corona virus disease 2019 (COVID-19) (corresponding link, available only in Greek, [KAD of closed enterprises](#)).

Moreover, additional discrete data and comparative graph are announced for the enterprises that were under suspension of operation in November 2020, on the basis of state order, for the limitation of the dispersion of the corona virus (COVID-19) (corresponding links, available only in Greek, [Government Gazette B'/4899/06.11.2020](#) and [List of KAD under suspension of operation](#)).

The current publication is a sequel of the relevant Press Releases published by ELSTAT ([PR link](#)), incorporating the most recent data on turnover from Administrative Sources for November 2020. Similar publications have been planned and are issued on a monthly basis, during the whole period in which the recording of the impact of COVID-19 on the performance of Greek enterprises that were under suspension of operation in the framework of the confinement measures remains relevant and warranted.

In addition, starting from the Press Release published in June 2020, tables and graphs presenting aggregated turnover data for all enterprises and sectors of the economy throughout the period under review have been incorporated, as a comparative basis for the assessment of the effects of COVID-19 pandemic, in terms of turnover rates of change, in total and by sector.

The purpose served by these publications is to both monitor and present the evolution of the basic economic concept of interest (turnover from Administrative Sources) for the enterprises under suspension of operation, in distinct periods ranging from the beginning of the current year, during the whole period of the implementation of the confinement measures and during the period of the gradual lifting of these measures, as well as in comparison with the corresponding months of 2019.

The published data can on the one hand highlight, which enterprises suffer more in terms of turnover decrease during the implementation period of the confinement measures and on the other hand the relative speed at which enterprises recovered upon the gradual lifting of these measures.

Moreover, on the basis of the published data, it can be concluded from the supply side, which enterprises responded – adapted faster to the lifting of the confinement measures and to the operation under the newly imposed conditions due to the pandemic. In parallel, from the demand side, useful conclusions can be drawn indirectly as regards the enterprises that were chosen in priority and more massively by the consumers (natural persons and enterprises) from the beginning of the lifting of the confinement measures, in order to satisfy their basic and other needs.

Information on methodological issues:

Business Statistics Division
Registers and Big Enterprises Section
Head of Section: Adamantia Georgostathi
Tel.: +30 213 135 2043
e-mail: a.georgostathi@statistics.gr

Information on data provision:

Tel.: +30 213 135 2022, 2308, 2310
E-mail: data.dissem@statistics.gr

More specifically,

Concerning **the enterprises and the activities of the economy as a whole**, the turnover in the third quarter 2020 amounted to 69,807,414 thousand euro, recording a decrease of 15.8% in comparison with the third quarter 2019, when the respective turnover was 82,914,982 thousand euro. The largest increase in turnover per 10.6% in the third quarter 2020 compared with the third quarter 2019 was recorded from the enterprises of the section Public Administration and Defense; Compulsory Social Security. The largest decrease in turnover per 50.4% in the third quarter 2020 compared with the third quarter 2019 was recorded from the enterprises of the section Accommodation and Food Service Activities, while the smallest decrease in turnover per 0.8% was recorded from the enterprises of Mining and Quarrying section (Table 1a).

For **the enterprises of the economy as a whole, obliged to double-entry accounting bookkeeping**, for which data are available on a monthly basis, the turnover in November 2020 amounted to 17,621,459 thousand euro, recording a decrease of 8.4% in comparison with November 2019, when the respective turnover was 19,231,941 thousand euro. The largest increase in turnover per 8.9% in November 2020 compared with November 2019 was recorded from the enterprises of the section Water Supply, Sewerage, Waste Management and Remediation Activities. The largest decrease in turnover per 65.1% in November 2020 compared with November 2019 was recorded from the enterprises of the section Arts, Entertainment and Recreation, while the smallest decrease in turnover per 2.5% was recorded from the enterprises of Electricity, Gas, Steam and Air Conditioning Supply (Table 1b).

From **the 205,984 enterprises that were under suspension of operation in March 2020**, the turnover in the third quarter 2020 amounted to 7,102,002 thousand euro, recording a decrease of 33.1% in comparison with the third quarter 2019, when the respective turnover was 10,610,210 thousand euro. The largest increase in turnover per 2.2% in the third quarter 2020 compared with the third quarter 2019 was recorded from the enterprises of the activity class Education. The largest decrease in turnover per 61.6% in the third quarter 2020 compared with the third quarter 2019 was recorded from the enterprises of the activity classes Accommodation and Motion picture, video and television programme production, sound recording and music publishing activities, while the smallest decrease in turnover per 6.5% was recorded from the enterprises of the activity class Social work activities without accommodation (Table 2a).

For **the enterprises under suspension of operation in March 2020, obliged to double-entry accounting bookkeeping**, for which data are available on a monthly basis, the turnover in November 2020 amounted to 676,915 thousand euro, recording a decrease of 50.7% in comparison with November 2019, when the respective turnover was 1,372,768 thousand euro. An increase in turnover per 69.6% in November 2020 compared with November 2019 was recorded from the enterprises of the activity class Sports activities and amusement and recreation activities. The largest decrease in turnover per 92.9% in November 2020 compared with November 2019 was recorded from the enterprises in the activity class Motion picture, video and television programme production, sound recording and music publishing activities, while the smallest decrease in turnover per 5.1% was recorded from the enterprises in the activity class Education (Table 2b).

In comparison with the enterprises that were under suspension of operation in March 2020, **in November 2020 were additionally under suspension of operation** 41 enterprises of the activity class Travel agency, tour operator and other reservation service and related activities and 737 enterprises of the activity class Human health activities. Data on the evolution of the turnover of these classes are presented in table 2c. In November 2020, in comparison to March 2020, 25,591 enterprises of the activity class Accommodation were not under suspension of operation.

Table 1a. Turnover (in thousand €), from Administrative Sources, for the Total of Enterprises in the Greek Economy (Statistical Business Register, year 2017), per section of Economic Activity (NACE Rev. 2)

ECONOMIC ACTIVITY	NUMBER OF ENTERPRISES			Turnover (in thousand €)				Rates of Change (%) 2020/2019	
	Total	Under suspension of operation		2 nd Quarter 2019	3 rd Quarter 2019	2 nd Quarter 2020	3 rd Quarter 2020	2 nd Quarter	3 rd Quarter
		March 2020	November 2020						
A: Agriculture, Forestry and Fishing	528,632			1,513,172	1,471,603	1,461,869	1,542,994	-3.4	4.9
B: Mining and Quarrying	625			233,731	205,880	183,854	204,191	-21.3	-0.8
C: Manufacturing	58,300			16,789,774	16,405,864	13,161,501	14,307,449	-21.6	-12.8
D: Electricity, Gas, Steam and Air Conditioning Supply	7,326			4,119,678	4,646,414	3,523,077	3,726,873	-14.5	-19.8
E: Water Supply, Sewerage, Waste Management and Remediation Activities	1,970			512,229	465,707	412,068	489,494	-19.6	5.1
F: Construction	62,749			2,429,755	2,365,705	1,896,706	2,293,024	-21.9	-3.1
G: Wholesale and Retail Trade; Repair of Motor Vehicles and Motorcycles	234,733	59,838	62,783	31,484,040	32,010,893	25,559,252	29,832,817	-18.8	-6.8
H: Transportation and Storage	61,152			4,301,832	4,913,025	2,581,621	3,374,799	-40.0	-31.3
I: Accommodation and Food Service Activities	111,780	92,272	67,293	3,293,218	6,332,920	697,411	3,138,805	-78.8	-50.4
J: Information and Communication	17,020	180	183	3,493,562	2,767,319	2,623,656	2,691,078	-24.9	-2.8
K: Financial and Insurance Activities	16,717			3,431,703	3,598,030	2,042,785	1,901,422	-40.5	-47.2
L: Real Estate Activities	9,673			484,552	539,050	353,813	413,103	-27.0	-23.4
M: Professional, Scientific and Technical Activities	138,195	250	229	2,450,671	2,269,169	2,082,209	2,189,447	-15.0	-3.5
N: Administrative and Support Service Activities	20,183	2,208	2,766	1,834,873	2,445,051	887,361	1,368,664	-51.6	-44.0
O: Public Administration and Defense; Compulsory Social Security	989			96,915	101,332	96,414	112,070	-0.5	10.6
P: Education	20,517	18,222	16,651	142,784	122,331	102,880	125,056	-27.9	2.2
Q: Human Health and Social Work Activities	57,629	1,311	1,819	511,085	469,112	463,039	472,698	-9.4	0.8
R: Arts, Entertainment and Recreation	20,857	12,976	14,821	1,305,141	1,381,220	611,370	1,303,727	-53.2	-5.6
S: Other Service Activities	37,574	18,727	18,810	326,769	363,811	232,286	300,010	-28.9	-17.5
W: Unknown Activity	8,749			44,772	40,546	14,759	19,693	-67.0	-51.4
Total	1,415,370	205,984	185,355	78,800,256	82,914,982	58,987,931	69,807,414	-25.1	-15.8

Note:

Enterprises with single-entry accounting bookkeeping are obliged to submit data to tax authorities on a quarterly basis, while enterprises with double-entry accounting bookkeeping are obliged to submit data on a monthly basis. Therefore, for the total of enterprises, data are available only on a quarterly basis.

In cases where data were not available for September 2020, estimation was made on the basis of August 2020 turnover.

Table 1b. Turnover (in thousand €), from Administrative Sources, for the Total of Enterprises in the Greek Economy (Statistical Business Register, year 2017), obliged to double-entry accounting bookkeeping, per section of Economic Activity (NACE Rev. 2)

ECONOMIC ACTIVITY		Turnover (in thousand €)				Rates of change (%)	
Code NACE Rev.2	Description	October 2019	November 2019	October 2020	November 2020	October 2020/2019	November 2020/2019
A	Agriculture, Forestry and Fishing	211,939	211,917	224,569	227,777	6.0	7.5
B	Mining and Quarrying	84,493	72,032	66,890	66,983	-20.8	-7.0
C	Manufacturing	4,814,380	4,777,999	4,384,102	4,568,994	-8.9	-4.4
D	Electricity, Gas, Steam and Air Conditioning Supply	1,446,637	1,319,291	1,291,247	1,286,499	-10.7	-2.5
E	Water Supply, Sewerage, Waste Management and Remediation Activities	170,244	153,620	160,027	167,364	-6.0	8.9
F	Construction	620,972	580,068	609,152	551,982	-1.9	-4.8
G	Wholesale and Retail Trade; Repair of Motor Vehicles and Motorcycles	7,789,917	7,668,217	7,636,952	7,122,197	-2.0	-7.1
H	Transportation and Storage	1,049,293	946,990	786,908	751,257	-25.0	-20.7
I	Accommodation and Food Service Activities	605,449	234,825	330,902	98,310	-45.3	-58.1
J	Information and Communication	907,597	930,760	895,647	895,551	-1.3	-3.8
K	Financial and Insurance Activities	752,564	595,583	730,322	542,568	-3.0	-8.9
L	Real Estate Activities	148,021	128,557	129,322	96,735	-12.6	-24.8
M	Professional, Scientific and Technical Activities	519,027	508,089	500,442	532,625	-3.6	4.8
N	Administrative and Support Service Activities	527,422	404,591	368,722	313,545	-30.1	-22.5
O	Public Administration and Defense; Compulsory Social Security	34,160	25,618	27,860	26,716	-18.4	4.3
P	Education	23,768	35,056	25,759	32,831	8.4	-6.3
Q	Human Health and Social Work Activities	152,914	157,413	174,400	150,908	14.1	-4.1
R	Arts, Entertainment and Recreation	437,550	436,125	447,947	152,052	2.4	-65.1
S	Other Service Activities	55,321	38,745	44,091	32,873	-20.3	-15.2
W	Unknown Activity	7,348	6,445	9,485	3,692	29.1	-42.7
Total		20,359,017	19,231,941	18,844,746	17,621,459	-7.4	-8.4

Table 2a. Turnover (in thousand €) from Administrative Sources for the Total of Enterprises under Suspension of Operation in March 2020, per Economic Activity Class (NACE Rev. 2)

ECONOMIC ACTIVITY		Turnover (in thousand €)				Rates of change (%)	
Code NACE Rev. 2	Description	2 nd Quarter 2019	3 rd Quarter 2019	2 nd Quarter 2020	3 rd Quarter 2020	2 nd Quarter 2020/2019	3 rd Quarter 2020/2019
47	Retail trade, except of motor vehicles and motorcycles	2,537,197	2,813,400	1,770,368	2,516,992	-30.2	-10.5
55	Accommodation	1,778,933	3,894,207	94,642	1,493,684	-94.7	-61.6
56	Food and beverage service activities	1,369,141	2,186,615	554,931	1,508,011	-59.5	-31.0
59	Motion picture, video and television programme production, sound recording and music publishing activities	15,752	16,921	1,835	6,491	-88.4	-61.6
71	Architectural and engineering activities; technical testing and analysis	28,426	29,145	24,491	26,696	-13.8	-8.4
77	Rental and leasing activities	22,948	34,236	9,381	22,031	-59.1	-35.6
82	Office administrative, office support and other business support activities	46,698	42,306	10,429	21,456	-77.7	-49.3
85	Education	141,253	119,913	100,008	122,537	-29.2	2.2
88	Social work activities without accommodation	11,399	12,012	10,849	11,229	-4.8	-6.5
90	Creative, arts and entertainment activities	58,885	44,074	27,313	24,195	-53.6	-45.1
91	Libraries, archives, museums and other cultural activities	27,757	26,728	14,765	24,774	-46.8	-7.3
92	Gambling and betting activities	1,058,726	1,101,384	506,950	1,115,131	-52.1	1.2
93	Sports activities and amusement and recreation activities	127,500	180,916	41,836	116,295	-67.2	-35.7
94	Activities of membership organisations	4,235	5,515	1,892	3,834	-55.3	-30.5
96	Other personal service activities	100,334	102,841	62,928	88,646	-37.3	-13.8
Total		7,329,184	10,610,210	3,232,618	7,102,002	-55.9	-33.1

Note:

Enterprises with single-entry accounting bookkeeping are obliged to submit data to tax authorities on a quarterly basis, while enterprises with double-entry accounting bookkeeping are obliged to submit data on a monthly basis. Therefore, for the total of enterprises, data are available only on a quarterly basis.

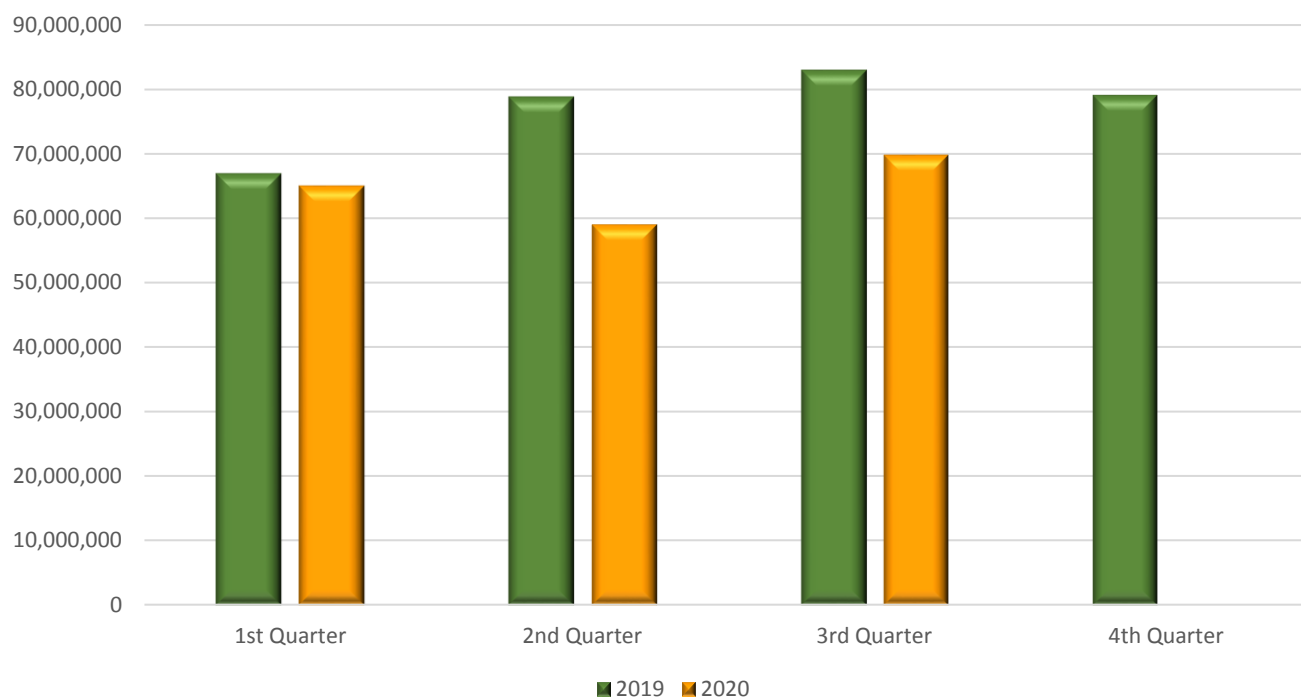
Table 2b. Turnover (in thousand €) from Administrative Sources for Enterprises under Suspension of Operation in March 2020, obliged to double-entry accounting bookkeeping, per Economic Activity Class (NACE Rev. 2)

ECONOMIC ACTIVITY		Turnover (in thousand €)				Rates of change (%)	
Code NACE Rev. 2	Description	October 2019	November 2019	October 2020	November 2020	October 2020/2019	November 2020/2019
47	Retail trade, except of motor vehicles and motorcycles	492,265	646,195	515,183	397,369	4.7	-38.5
55	Accommodation	443,932	108,276	216,107	37,550	-51.3	-65.3
56	Food and beverage service activities	119,632	106,703	87,552	48,981	-26.8	-54.1
59	Motion picture, video and television programme production, sound recording and music publishing activities	7,207	5,358	970	380	-86.5	-92.9
71	Architectural and engineering activities; technical testing and analysis	8,467	7,862	7,085	2,526	-16.3	-67.9
77	Rental and leasing activities	3,535	1,949	1,887	1,141	-46.6	-41.5
82	Office administrative, office support and other business support activities	15,448	23,089	5,182	3,874	-66.5	-83.2
85	Education	23,337	34,331	25,632	32,569	9.8	-5.1
88	Social work activities without accommodation	3,174	3,110	2,582	2,201	-18.7	-29.2
90	Creative, arts and entertainment activities	6,837	9,725	3,165	4,895	-53.7	-49.7
91	Libraries, archives, museums and other cultural activities	4,525	3,429	2,602	2,660	-42.5	-22.4
92	Gambling and betting activities	400,797	391,574	391,970	94,788	-2.2	-75.8
93	Sports activities and amusement and recreation activities	22,292	27,328	45,209	46,339	102.8	69.6
94	Activities of membership organisations	740	297	724	99	-2.2	-66.7
96	Other personal service activities	4,679	3,542	3,249	1,543	-30.6	-56.4
Total		1,556,867	1,372,768	1,309,099	676,915	-15.9	-50.7

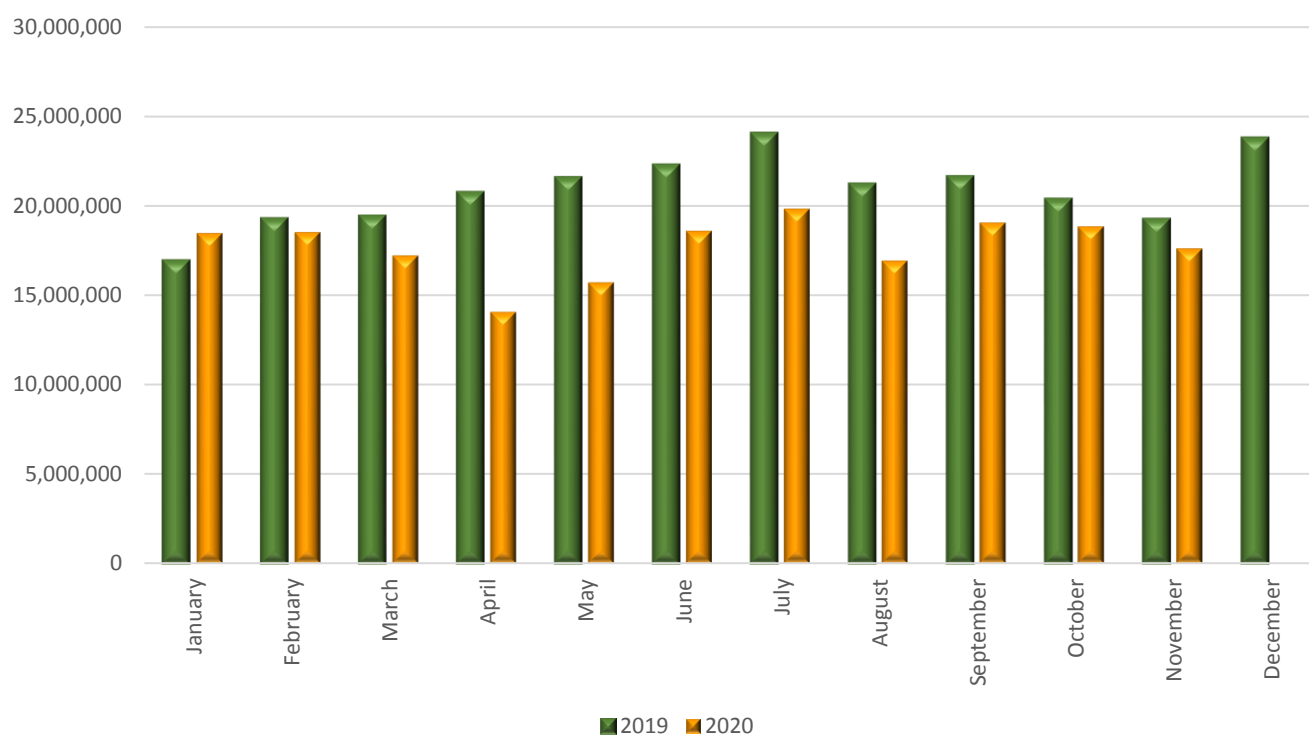
Table 2c: Turnover (in thousand euro) from Administrative Sources for Enterprises obliged to double-entry accounting bookkeeping, which belong to activity classes that were suspended for the first time in November 2020.

ECONOMIC ACTIVITY		Number of enterprises under suspension of operation for the first time in November 2020	Turnover (in thousand €)				Rates of change (%)	
Code NACE Rev. 2	Description		October 2019	November 2019	October 2020	November 2020	October 2020/2019	November 2020/2019
79	Travel agency, tour operator and other reservation service and related activities	41	249	566	88	35	-64.7	-93.8
86	Human health activities	737	214	212	229	162	7.0	-23.6

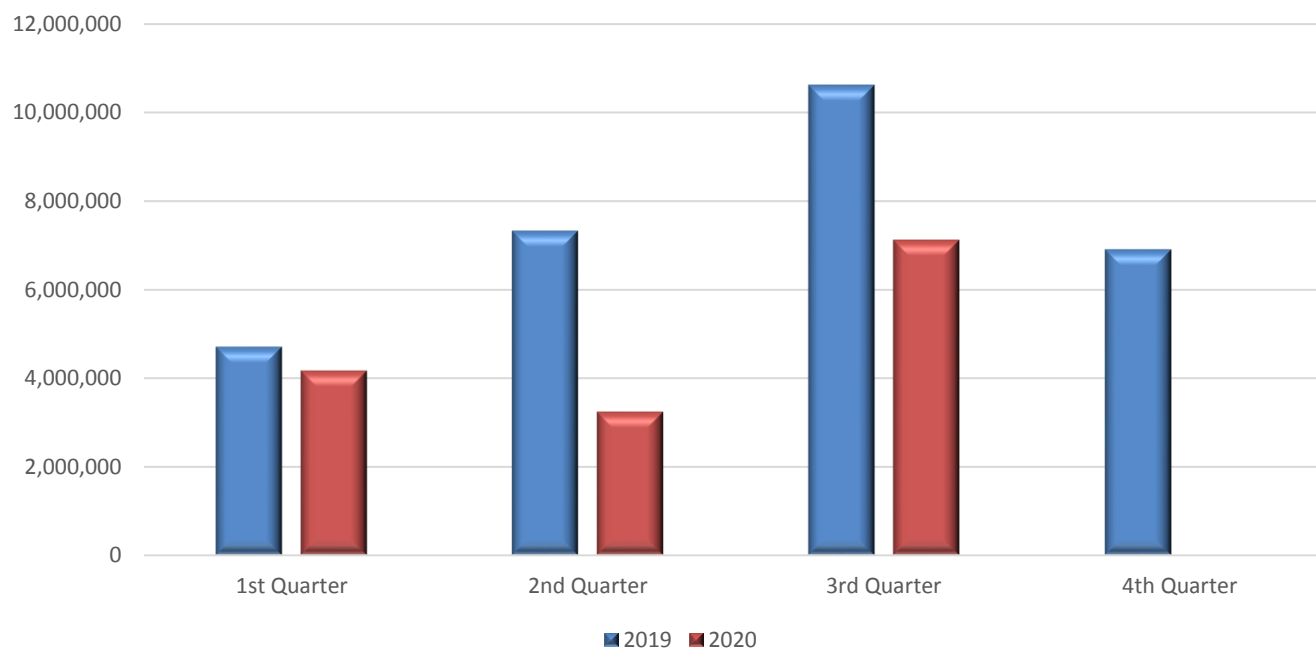
Graph 1. Turnover (in thousand €), for the Total of Enterprises in the Greek Economy



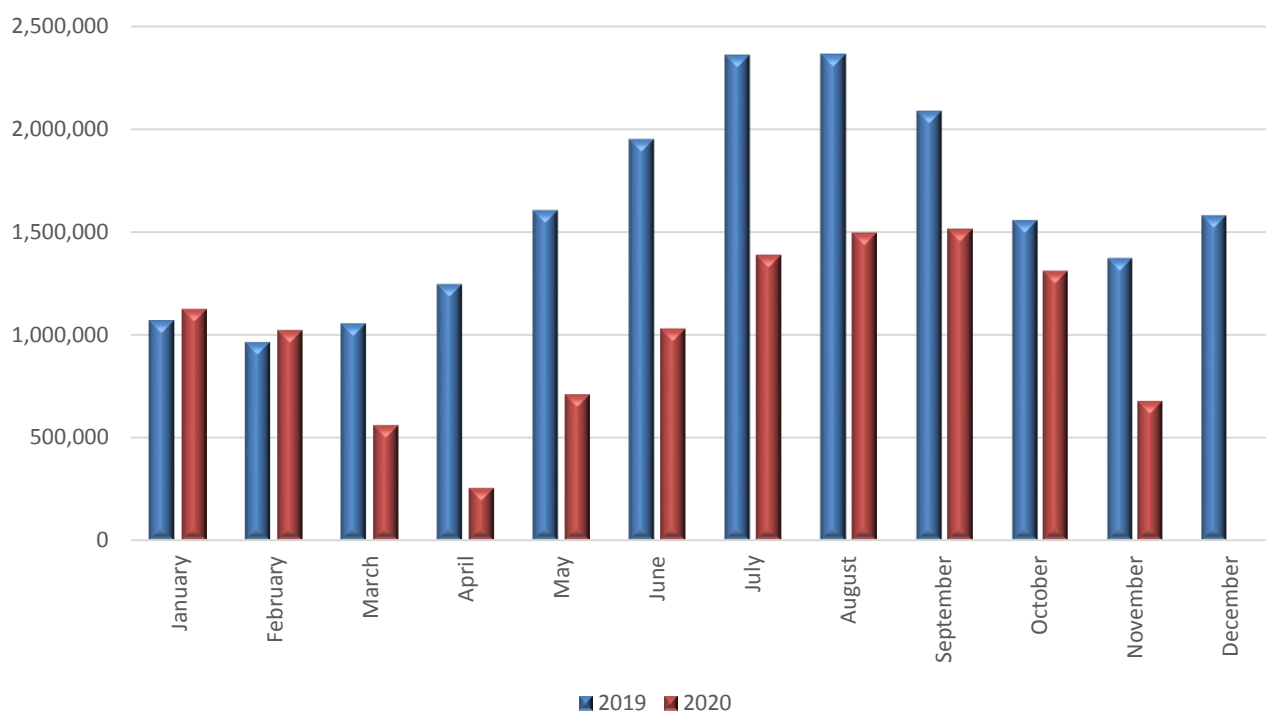
Graph 2. Turnover (in thousand €) only for the Total of Enterprises in the Greek Economy obliged to Double-entry Accounting Bookkeeping (monthly data submission)



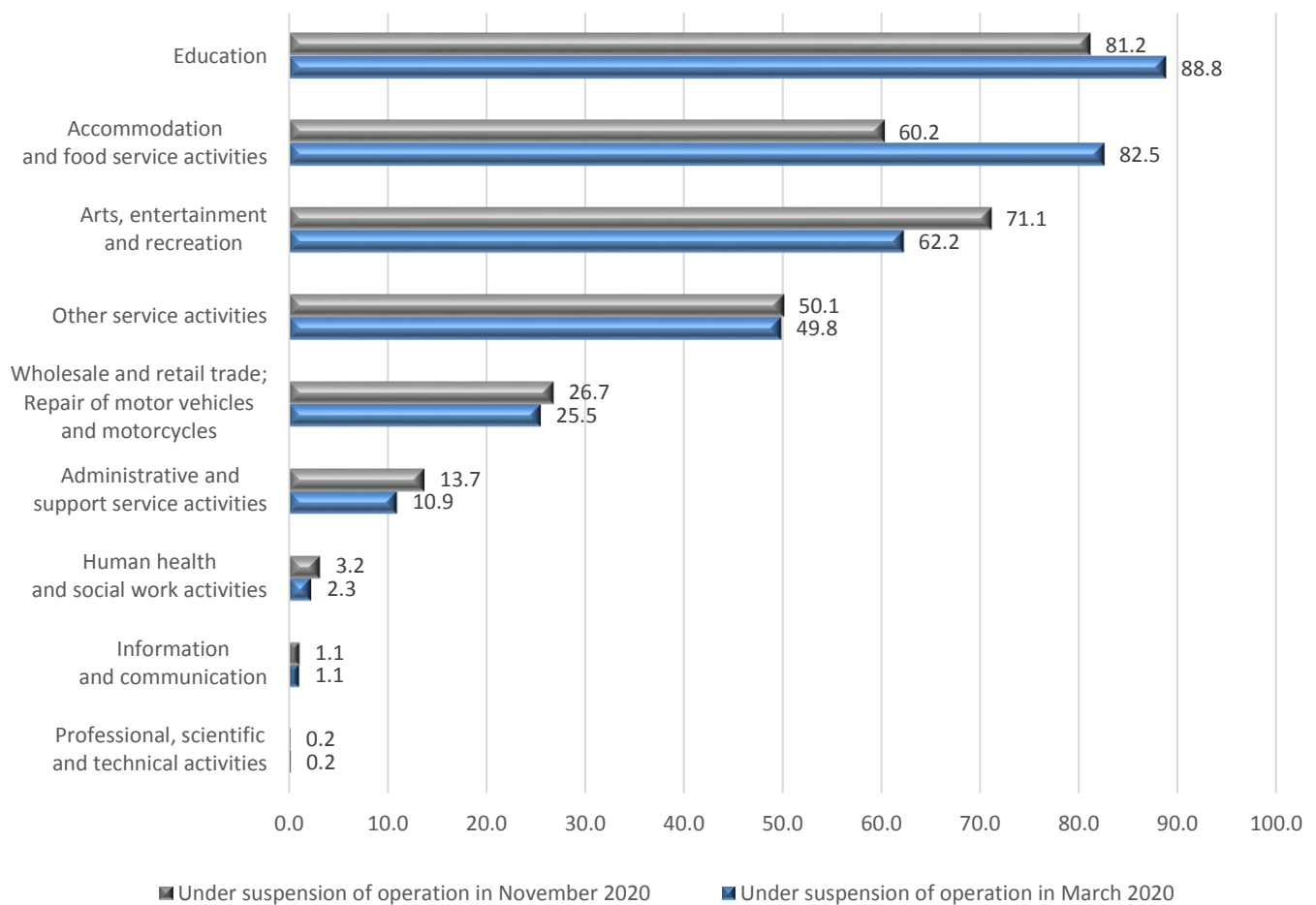
Graph 2. Turnover (in thousand €), for the Total of Enterprises under Suspension of Operation, in March 2020



Graph 4. Turnover (in thousand €) only of Enterprises under Suspension of Operation in March 2020, obliged to Double-entry Accounting Bookkeeping (monthly data submission)



Graph 5. Percentage (%) of enterprises that were under suspension of operation, on the basis of state order, in March and in November 2020, per section of economic activity NACE Rev. 2.



Generally The present Press Release provides statistical data on enterprises classified in the economic activity classes that were or are under suspension of operation on the basis of state order in March 2020, due to the pandemic of the corona virus disease 2019 (COVID-19), (relevant link from the Ministry of Finance webpage, available only in Greek, [KAD of closed enterprises](#)).

These statistical data have been compiled on the basis of the linking and processing of primary data from the following sources:

- The most recent published Statistical Business Register of ELSTAT, of the reference year 2017.
- Administrative registers of enterprises, of the reference year 2019.
- Administrative transactions files (tax, etc) of the reference years 2019 and 2020.

In particular, the following primary data have been used per source:

- Active enterprises and the economic activity class from the Statistical Business Register of the reference year 2017.
- The population of legal units (VAT number) classified in KAD (Codes of Activity) with temporary suspension of operation, from administrative registers of enterprises, of year 2019.
- Income data from administrative transaction files of the years 2019 and 2020.

It has to be noted, that after the process of matching the KAD codes to the classes of the Statistical Classification of Economic Activities (NACE Rev. 2), for which a total (referring to all the underlying activities) or a partial suspension of operation is applied for the enterprises that are classified to them on the basis of state order in March 2020, follows the linking with the data of the Statistical Business Register of the year 2017, which is the main reference framework for the current Press Release. This linking leads to different results as regards the share of enterprises under suspension of operation per economic activity class NACE Rev.2, (mainly, because there are enterprises that were operating during the whole or part of the year 2017 and they were closed from 2018 onwards).

After the application of the same methodology, the number of enterprises that were under suspension of operation in November 2020, on the basis of state order, has been defined (corresponding links, available only in Greek, [Government Gazette B'/4899/06.11.2020](#) and [List of KAD under suspension of operation](#)).

Statistical classifications For the economic activities, the European statistical classification of economic activities [NACE Rev. 2](#) is used. It is noted that an automatic transition from KAD to codes of NACE Rev. 2 classification was applied on the basis of valid correspondence rules.

Reference Period November 2020.

Statistical unit The statistical unit is the legal unit (distinct VAT numbers).

Comparability The announced statistical data are comparable with the data of the most recent Statistical Business Register of ELSTAT, of the reference year 2017 (relevant link from the webpage of ELSTAT, where tables and information on the methodology applied are provided [Statistical Business Register](#)).

References Analytical tables are available under ELSTAT's website (www.statistics.gr) at the following link: <https://www.statistics.gr/en/statistics/-/publication/SBR02/->

ANNEX

List of Codes of National Activities (KAD), for which suspension of operation holds, which correspond to part of classes of specific divisions of the Statistical Classification of Economic Activities (NACE Rev. 2)

Statistical Classification of Economic Activities (NACE Rev. 2)		Codes of National Activities (KAD) under suspension of operation					
		March 2020			November 2020		
Division	Class	4-digit codes	6-digit, 8-digit codes	Exceptions from 4-digit KAD under suspension of operation	4-digit codes	6-digit, 8-digit codes	Exceptions from 4-digit KAD under suspension of operation
47	4711						
47	4719	4719		47.19.10.01 47.19.10.02	4719		47.19.10.01 47.19.10.02
47	4721						
47	4722						
47	4723						
47	4724						
47	4725						
47	4726						
47	4729						
47	4730						
47	4741	4741			4741		
47	4742	4742			4742		
47	4743	4743			4743		
47	4751	4751			4751		
47	4752	4752			4752		
47	4753	4753			4753		
47	4754	4754			4754		
47	4759	4759			4759		
47	4761	4761			4761		
47	4762		47.62.63			47.62.63	
47	4763	4763			4763		
47	4764	4764			4764		
47	4765	4765			4765		
47	4771	4771			4771		
47	4772	4772			4772		
47	4773						
47	4774						
47	4775	4775		47.75.76.19	4775		47.75.76.19
47	4776	4776		47.76.77.02, 47.76.77.04 47.76.77.05, 47.76.77.06 47.76.77.07, 47.76.77.08 47.76.77.09, 47.76.77.13 47.76.77.14, 47.76.77.15 47.76.77.16, 47.76.77.17 47.76.77.18, 47.76.77.19 47.76.77.20 47.76.78, 47.76.79	4776		47.76.77.02, 47.76.77.04 47.76.77.05, 47.76.77.06 47.76.77.07, 47.76.77.08 47.76.77.09, 47.76.77.13 47.76.77.14, 47.76.77.15 47.76.77.16, 47.76.77.17 47.76.77.18, 47.76.77.19 47.76.77.20 47.76.78, 47.76.79
47	4777	4777			4777		
47	4778	4778		47.78.84, 47.78.85 47.78.87, 47.78.88	4778		47.78.84, 47.78.85 47.78.86.24, 47.78.87 47.78.88
47	4779	4779			4779		
47	4781						
47	4782	4782			4782		
47	4789	4789			4789		
47	4791						
47	4799				4799		47.99.16.01, 47.99.17.01 47.99.21.01, 47.99.24.01 47.99.85

Statistical Classification of Economic Activities (NACE Rev. 2)		Codes of National Activities (KAD) under suspension of operation					
		March 2020			November 2020		
Division	Class	4-digit codes	6-digit, 8-digit codes	Exceptions from 4-digit KAD under suspension of operation	4-digit codes	6-digit, 8-digit codes	Exceptions from 4-digit KAD under suspension of operation
55	5510	5510					
55	5520	5520					
55	5530	5530					
55	5590						
56	5610	5610			5610		
56	5621	5621			5621		
56	5629		56.29.20.02 56.29.20.04 56.29.20.05		5629		56.29.20.01
56	5630	5630			5630		
59	5911						
59	5912						
59	5913						
59	5914	5914			5914		
59	5920						
71	7111						
71	7112						
71	7120		71.20.14			71.20.14	
77	7711						
77	7712						
77	7721	7721			7721		
77	7722	7722			7722		
77	7729	7729			7729		
77	7731						
77	7732						
77	7733						
77	7734						
77	7735						
77	7739					77.39.13 77.39.19.03	
77	7740						
79	7911						
79	7912						
79	7990					79.90.32 79.90.39	
82	8211						
82	8219						
82	8220						
82	8230	8230			8230		
82	8291						
82	8292						
82	8299						

Statistical Classification of Economic Activities (NACE Rev. 2)		Codes of National Activities (KAD) under suspension of operation					
		March 2020			November 2020		
Division	Class	4-digit codes	6-digit, 8-digit codes	Exceptions from 4-digit KAD under suspension of operation	4-digit codes	6-digit, 8-digit codes	Exceptions from 4-digit KAD under suspension of operation
85	8510	8510			8510		
85	8520	8520					
85	8531	8531					
85	8532	8532					
85	8541	8541					
85	8542	8542					
85	8551	8551			8551		85.51.10.06
85	8552	8552			8552		
85	8553	8553			8553		
85	8559	8559			8559		
85	8560	8560					
86	8610						
86	8621						
86	8622						
86	8623						
86	8690					86.90.19.10	
88	8810	8810				88.10.11 88.10.12	
88	8891	8891				88.91.1	88.91.12, 88.91.13.03
88	8899						
90	9001				9001		
90	9002	9002			9002		
90	9003					90.03.11.04 90.03.11.07 90.03.11.17 90.03.11.18	
90	9004	9004			9004		
91	9101	9101			9101		
91	9102	9102			9102		
91	9103	9103			9103		
91	9104	9104			9104		
92	9200	9200		92.00.14, 92.00.21	9200		92.00.14, 92.00.21
93	9311	9311			9311		
93	9312	9312			9312		
93	9313	9313			9313		
93	9319	9319			9319		93.19.13.03
93	9321	9321			9321		
93	9329	9329			9329		
94	9411						
94	9412						
94	9420						
94	9491						
94	9492						
94	9499		94.99.16.01 94.99.16.02			94.99.16	
96	9601						
96	9602	9602			9602		
96	9603						
96	9604	9604			9604		
96	9609		96.09.19.06 96.09.19.08 96.09.19.09 96.09.19.12 96.09.19.16 96.09.19.17			96.09.19.06 96.09.19.08 96.09.19.09 96.09.19.12 96.09.19.16 96.09.19.17	